

DEL 30 DE ABRIL AL 3 DE MAYO DE 2026

CAMPEONATO DE ESPAÑA

BEISBOL

SUB 15

SELECCIONES AUTONÓMICAS

Sant Boi y Barcelona (Cataluña)

EQUIPOS PARTICIPANTES

| Grupo A | Grupo B |
|-------------------------|----------------|
| Sel. Castellano Leonesa | Sel. Catalana |
| Sel. Asturiana | Sel. Navarra |
| Sel. Madrileña | Sel. Aragonesa |
| Sel. Valenciana | Sel. Gallega |









Organizadores:  Instituciones:  Patrocinadores: 

Web de estadísticas del Campeonato
<https://www.rfebs.es/es/events/2026-campeonato-espaa-beisbol-sub-15-selecciones-autonomicas-2026/home>

Boletín Final
 Domingo 03 de Mayo de 2026







Clasificación final


| # | Equipo | Resultados generales | | | |
|---|--|---|---|---|---|
| | | W | L | T | |
| 1 |  Federación Valenciana Comunitat Valenciana | VAL Roster Stats : Bateo Pítcheo Fildeo | 5 | 0 | 0 |
| 2 |  Federación Catalana Federación Catalana | CAT Roster Stats : Bateo Pítcheo Fildeo | 4 | 1 | 0 |
| 3 |  Federación Madrileña Selección Madrileña | MAD Roster Stats : Bateo Pítcheo Fildeo | 3 | 2 | 0 |
| 4 |  Aragón Aragón | ARA Roster Stats : Bateo Pítcheo Fildeo | 2 | 3 | 0 |
| 5 |  Federación Castilla y León Castilla y León | CYL Roster Stats : Bateo Pítcheo Fildeo | 2 | 2 | 0 |
| 6 |  Federación Gallega Federación Gallega | GAL Roster Stats : Bateo Pítcheo Fildeo | 1 | 3 | 0 |
| 7 |  Federación Navarra Selección Navarra | NAV Roster Stats : Bateo Pítcheo Fildeo | 1 | 3 | 0 |
| 8 |  Federación Asturiana Federación Asturiana | AST Roster Stats : Bateo Pítcheo Fildeo | 0 | 4 | 0 |




Grupo A

| # | Equipo | W | L | T | PCT | GB |
|---|---|---|---|---|-------|----|
| 1 |  VAL Comunitat Valenciana | 3 | 0 | 0 | 1.000 | 0 |
| 2 |  MAD Selección Madrileña | 2 | 1 | 0 | .667 | 1 |
| 3 |  CYL Castilla y León | 1 | 2 | 0 | .333 | 2 |
| 4 |  AST Federación Asturiana | 0 | 3 | 0 | .000 | 3 |


Grupo B

| # | Equipo | W | L | T | PCT | GB |
|---|--|---|---|---|-------|----|
| 1 |  CAT Federación Catalana | 3 | 0 | 0 | 1.000 | 0 |
| 2 |  ARA Aragón | 2 | 1 | 0 | .667 | 1 |
| 3 |  GAL Federación Gallega | 1 | 2 | 0 | .333 | 2 |
| 4 |  NAV Selección Navarra | 0 | 3 | 0 | .000 | 3 |

Premios Individuales

| Champion Bat | | |
|---|--------------------|-------|
|  | Jass Vargas Rivera | (ARA) |

| Champion Pitcher | | |
|---|-------------------------|-------|
|  | Yunior Gonzalvo Marrero | (VAL) |

| MVP | | |
|---|--------------------------|-------|
|  | Reynel Sanchez Gutierrez | (VAL) |

Oficiales





| Comisarios Técnicos | |
|----------------------------------|--------------------------------|
| Cuauhtemoc Suarez (CT RFEBS) | Salvador Escamez (CT RFEBS) |
| Adrian Escolano (CT RFEBS) | |
| Árbitros | |
| Saul Jesus Lander (CAT) | Alejandro Gerardo Orozco (CAT) |
| Michael Ulloa (CAT) | Adolf García (CAT) |
| Arquímedes del Valle Reyes (CAT) | Denny de Jesús Niño (CAT) |
| Javier Orlando Villalobos (CAT) | Gustavo Alfonso López (CAT) |
| Juan Santiago Aguilera (CAT) | Anderson Cabrera (CAT) |
| Cuauhtemoc Suárez (CAT) | Freddy Giovanni Ojeda (CAT) |
| Javier Hipólito Villalobos (CAT) | |
| Anotadores | |
| Sara Martin (CAT) | Sonia Benedicto (CAT) |
| Elikarina Acosta (CAT) | Anna Tebar (CAT) |
| Aida Gimeno (CAT) | Vicent Baldayo (CAT) |
| Elisabet Salvador (CAT) | |
| Boletín | Directora de Anotación |
| Sara Martin (CAT) | Sara Martin (CAT) |

CALENDARIO





| Game N° | Game Label | Visiting Team | Home Team | Visiting Team Runs | Home Team Runs | Start |
|---------|------------|----------------------|----------------------|--------------------|----------------|------------------------|
| 1 | Jornada 1* | Comunitat Valenciana | Selección Madrileña | 7 | 6 | 2026-04-30 11:00:00 |
| 2 | Jornada 1* | Federación Asturiana | Castilla y León | 7 | 22 | 2026-04-30 11:00:00 |
| 3 | Jornada 1* | Federación Gallega | Aragón | 0 | 10 | 2026-04-30 14:00:00 |
| 4 | Jornada 1* | Selección Navarra | Federación Catalana | 2 | 10 | 2026-04-30 15:00:00 |
| 5 | Jornada 2* | Castilla y León | Comunitat Valenciana | 1 | 15 | 2026-04-30 17:00:00 |
| 6 | Jornada 2* | Aragón | Selección Navarra | 8 | 7 | 2026-04-30 18:00:00 |
| 7 | Jornada 2* | Selección Madrileña | Federación Asturiana | 21 | 5 | 2026-05-01 10:00:00 |
| 8 | Jornada 2* | Federación Catalana | Federación Gallega | 14 | 0 | 2026-05-01 10:00:00 |
| 9 | Jornada 3* | Castilla y León | Selección Madrileña | 5 | 9 | 2026-05-01 13:30:00 |
| 10 | Jornada 3* | Federación Gallega | Selección Navarra | 11 | 7 | 2026-05-01 13:30:00 |
| 11 | Jornada 3* | Comunitat Valenciana | Federación Asturiana | 24 | 3 | 2026-05-01 17:00:00 |
| 12 | Jornada 3* | Federación Catalana | Aragón | 14 | 7 | 2026-05-01 17:00:00 |
| 13 | Jornada 4* | Selección Navarra | Federación Asturiana | 16 | 0 | 2026-05-02 10:00:00 |
| 14 | Jornada 4* | Castilla y León | Federación Gallega | 9 | 3 | 2026-05-02 10:00:00 |
| 15 | Jornada 4* | Aragón | Comunitat Valenciana | 4 | 14 | 2026-05-02 14:00:00 |
| 16 | Jornada 4* | Selección Madrileña | Federación Catalana | 9 | 10 | 2026-05-02 14:00:00 |
| 17 | Jornada 5* | Selección Madrileña | Aragón | 17 | 8 | 2026-05-03 09:00:00 |
| 18 | Jornada 5* | Federación Catalana | Comunitat Valenciana | 10 | 13 | 2026-05-03 11:30:00 |

Clasificación 2ª Fase

Grupo 1º a 4º

| # | Equipo | W | L | T | PCT | GB |
|---|---|---|---|---|-------|----|
| 1 |  VAL Comunitat Valenciana | 2 | 0 | 0 | 1.000 | 0 |
| 2 |  CAT Federación Catalana | 1 | 1 | 0 | .500 | 1 |
| 2 |  MAD Selección Madrileña | 1 | 1 | 0 | .500 | 1 |
| 4 |  ARA Aragón | 0 | 2 | 0 | .000 | 2 |

Grupo 5º a 8º

| # | Equipo | W | L | T | PCT | GB |
|---|---|---|---|---|-------|----|
| 1 |  CYL Castilla y León | 1 | 0 | 0 | 1.000 | 0 |
| 1 |  NAV Selección Navarra | 1 | 0 | 0 | 1.000 | 0 |
| 3 |  AST Federación Asturiana | 0 | 1 | 0 | .000 | 1 |
| 3 |  GAL Federación Gallega | 0 | 1 | 0 | .000 | 1 |

Roster



Aragón



Athletes

| # | Lastname | Firstname | Member code | Nationality | DOB |
|---|---------------------|------------------|--------------|-------------|------------|
| 0 | BITRIAN ESCRIBANO | Diego | ESP-00002192 | ESP | 03/09/2011 |
| 0 | CONSEJO MARTIN | Mariano | ESP-00003751 | ESP | 30/11/2011 |
| 0 | CORREDERA MORENO | Nicolas | ESP-00004441 | ESP | 26/11/2012 |
| 0 | DIARTE NIETO | Urbez | ESP-00003752 | ESP | 25/01/2011 |
| 0 | LÓPEZ GIRBAN | Alejandro | ESP-00003753 | ESP | 15/03/2011 |
| 0 | MEDINA VALERA | Abraham José | ESP-00007017 | ESP | 07/11/2012 |
| 0 | ROCCA SANDREA | Frayner Javier | ESP-00005095 | VEN | 26/08/2011 |
| 0 | ROCCA SANDREA | Fraynder Andrés | ESP-00002190 | VEN | 01/05/2013 |
| 0 | RODRIGUEZ VALDÉS | Dayron Sebastian | ESP-00003501 | ESP | 04/06/2012 |
| 0 | SIERRA SOLANO | Santiago | ESP-00003759 | ESP | 03/03/2011 |
| 0 | TISAIRE SALVATIERRA | Cesar | ESP-00003760 | ESP | 12/07/2011 |
| 0 | VARGAS RIVERA | Jass Danyels | ESP-00007065 | ESP | 23/11/2011 |
| 0 | VISUS CHUECA | Nicolás | ESP-00002188 | ESP | 15/06/2012 |

Coaches

| # | Lastname | Firstname | Member code | POS |
|---|----------------|-----------|-------------|----------------------------|
| 0 | MAIRAL LACOMA | Jorge | | Mánager/Entrenador en jefe |
| 0 | MARTÍN SÁNCHEZ | Jorge | | Entrenador |

Staff

| # | Lastname | Firstname | Member code | POS |
|---|-----------------|--------------------|-------------|---------------------|
| 0 | ROCCA RODRÍGUEZ | Franklin Alexander | | Líder de delegación |

Roster



Castilla y León



Athletes

| # | Lastname | Firstname | Member code | Nationality | DOB |
|----|----------------------|------------------|--------------|-------------|------------|
| 14 | ALVES DA COSTA NAVA | JOSE ALEJANDRO | ESP-00006047 | VEN | 22/02/2011 |
| 6 | ARNAL RUIZ | JADIER JESUS | ESP-00008184 | VEN | 28/12/2011 |
| 11 | BUSTAMANTE MENDOZA | Luciano Josué | ESP-00004263 | VEN | 07/09/2011 |
| 1 | CAVIA MASA | Hugo | ESP-00001375 | ESP | 27/06/2011 |
| 7 | DI MUNI BLANCO | Jons Antony | ESP-00004270 | VEN | 15/08/2011 |
| 16 | EREU SUAREZ | DILAN SLEEM | ESP-00008219 | VEN | 05/09/2013 |
| 2 | GERALDINE NUÑEZ | JHORBY AGUSTIN | ESP-00008187 | DOM | 12/10/2012 |
| 4 | GREGORIO VALERIO | Gabriel | ESP-00006125 | ESP | 11/04/2013 |
| 9 | PARRA MILAN | Javier Alejandro | ESP-00008391 | VEN | 05/01/2011 |
| 3 | PÉREZ RECIO | Gonzálo | ESP-00008069 | ESP | 02/08/2011 |
| 5 | RONDON ARAQUE | SANTIAGO ABRAHAN | ESP-00008068 | VEN | 04/08/2012 |
| 10 | ROJAS BUITRAGO | Santiago David | ESP-00008071 | ESP | 22/08/2011 |
| 25 | VIANA FUENTES-DAVILA | Adrian | ESP-00006049 | ESP | 25/05/2012 |

Coaches

| # | Lastname | Firstname | Member code | POS |
|----|-------------------|---------------|-------------|----------------------------|
| 13 | AQUINO MARTÍNEZ | Hairo Yubert | | Mánager/Entrenador en jefe |
| 12 | PÉREZ ENCARNACIÓN | Geuris Manuel | | Entrenador |

Staff

| # | Lastname | Firstname | Member code | POS |
|---|------------------------|-----------|-------------|---------------------|
| 0 | FUENTES DAVILA PAREDES | MARILENA | | Líder de delegación |

Roster

| | | |
|---|----------------------------|---|
|  | Federación Catalana |  |
|---|----------------------------|---|

Athletes

| # | Lastname | Firstname | Member code | Nationality | DOB |
|----|--------------------|--------------------|--------------|-------------|------------|
| 6 | CALDERON RODRIGUEZ | José Roman | ESP-00008326 | ESP | 13/11/2012 |
| 1 | CERRADELO MONROBEL | Lucas | ESP-00008266 | ESP | 17/02/2012 |
| 4 | DE JESÚS CAMPUSANO | José Almando | ESP-00008325 | DOM | 04/03/2012 |
| 17 | FLORENTINO MENDEZ | Bayron Yadel | ESP-00008312 | ESP | 06/02/2012 |
| 15 | FABREGAT GUTIERREZ | Lluc | ESP-00008272 | ESP | 29/03/2012 |
| 18 | FERNÁNDEZ PEÑA | Miguel Ángel | ESP-00008310 | DOM | 26/10/2012 |
| 12 | GUERRA PAREDES | Richards Alejandro | ESP-00008327 | VEN | 28/12/2012 |
| 14 | MEDINA MASSIANI | MATHIAS ALESSANDRO | ESP-00008313 | VEN | 26/12/2011 |
| 10 | MACÍAS RABOUT | Emilio | ESP-00008268 | ESP | 20/08/2012 |
| 5 | MARCHENA FERNANDEZ | Iker | ESP-00008269 | ESP | 17/07/2012 |
| 9 | MERA LIZONDO | Andreu | ESP-00008270 | ESP | 20/02/2011 |
| 11 | PINEDA CASO | Cesar Alejandro | ESP-00008315 | ESP | 28/05/2012 |
| 7 | RAMOS JIMÉNEZ | Diego Andrés | ESP-00008309 | ESP | 24/11/2012 |
| 3 | SUAREZ ZORRILLA | FRANKLIN JOSE | ESP-00008314 | VEN | 16/12/2012 |
| 2 | SUERO RODRÍGUEZ | Felipe Nicolás | ESP-00008311 | ESP | 22/04/2012 |
| 13 | SÉ SERRANO | Aarón | ESP-00008273 | ESP | 08/08/2012 |

Coaches

| # | Lastname | Firstname | Member code | POS |
|---|-----------------|----------------|--------------|------------|
| 0 | ALCAIDE PEIRO | Adriá | ESP-00008114 | Entrenador |
| 0 | GARCÍA PONTE | Juan Francisco | ESP-00008115 | Entrenador |
| 0 | PÉREZ RODRIGUEZ | Jorge | | Entrenador |
| 0 | VASQUEZ RIZO | Ramon Anibal | ESP-00008103 | Entrenador |

Roster

| | | |
|---|------------------------------|---|
|  | <h3>Selección Madrileña</h3> |  |
|---|------------------------------|---|

Athletes

| # | Lastname | Firstname | Member code | Nationality | DOB |
|----|-----------------------|---------------------|--------------|-------------|------------|
| 18 | AMUNDARAY DE SOUSA | Jesús Manuel | ESP-00006607 | VEN | 28/10/2011 |
| 24 | ALTAMAR CAICEDO | Víctor Miguel | ESP-00008024 | VEN | 29/01/2013 |
| 20 | BEAUJON ARJONA | Nicolás Andrés | ESP-00006022 | VEN | 15/04/2013 |
| 27 | BLANCO VIELMA | Sebastián Alejandro | ESP-00008025 | VEN | 12/05/2011 |
| 33 | CABRERA FREITES | Ivan Daniel | ESP-00005973 | ESP | 30/03/2011 |
| 25 | CASTILLO CELIZ | Adrián Alejandro | ESP-00006250 | VEN | 08/09/2011 |
| 19 | CHIRINOS TROMPIZ | Manuel Alejandro | ESP-00008058 | VEN | 26/06/2011 |
| 32 | DE LA CRUZ CRESPO | Bryan Dinanger | ESP-00008371 | ESP | 20/02/2011 |
| 14 | DENIS GONZÁLEZ | Diego Michel | ESP-00008372 | ESP | 29/11/2012 |
| 28 | FIGUEREDO FLORES | Josner Aaron | ESP-00008026 | ESP | 26/07/2013 |
| 29 | HECHAVARRIA HERNÁNDEZ | Osdaniel Miguel | ESP-00006165 | ESP | 13/03/2011 |
| 43 | PUERTA DIAZ | Aaron Alexander | ESP-00008342 | VEN | 12/03/2012 |
| 30 | RAMIREZ DE LA CRUZ | GIOVANNI DANIEL | ESP-00008345 | ESP | 30/12/2012 |
| 42 | RIVERA ORTIZ | Randolp Jesús | ESP-00006225 | VEN | 03/03/2011 |
| 45 | ÁLVAREZ RODRÍGUEZ | Jesús David | ESP-00008099 | ESP | 21/02/2011 |

Coaches

| # | Lastname | Firstname | Member code | POS |
|---|-----------------|---------------|-------------|----------------------------|
| 0 | RIVAS RODRÍGUEZ | Carlos Manuel | | Mánager/Entrenador en jefe |
| 0 | NOGUERA LUNA | Luis Alberto | | Entrenador |

Staff

| # | Lastname | Firstname | Member code | POS |
|---|-------------------|--------------|-------------|----------|
| 0 | FIGUEREDO RAMIREZ | José Antonio | | Personal |

Roster



Selección Navarra



Athletes

| # | Lastname | Firstname | Member code | Nationality | DOB |
|----|-------------------|------------------|--------------|-------------|------------|
| 34 | ACAZ AZCONA | Ametz | ESP-00008105 | ESP | 24/07/2013 |
| 42 | ALVAREZ ARMAS | Moisés Alejandro | ESP-00008104 | VEN | 09/04/2012 |
| 35 | ALVAREZ CORDERO | JOSE ALEJANDRO | ESP-00004987 | VEN | 24/11/2012 |
| 38 | ALONSO MARTINEZ | Iker | ESP-00003514 | ESP | 28/07/2012 |
| 33 | ALVARADO RIOS | Andres Alberto | ESP-00008112 | VEN | 06/10/2012 |
| 43 | ASURMENDI VAZQUEZ | Aimar | ESP-00003521 | ESP | 12/10/2012 |
| 57 | COLMENTER LUGO | Yadiel Jesús | ESP-00008177 | VEN | 17/04/2012 |
| 44 | ESPINOLA ALMANZAR | FEDELY | ESP-00004981 | DOM | 04/06/2011 |
| 45 | GARRUES HERCE | Xabier | ESP-00007003 | ESP | 25/05/2012 |
| 32 | GIRON WILLIAMS | Danny | ESP-00006995 | ESP | 05/10/2011 |
| 36 | ILUNDAIN OROZ | Aretx | ESP-00008175 | ESP | 23/04/2013 |
| 56 | MARTÍNEZ GÓMEZ | Iñigo | ESP-00008010 | ESP | 25/03/2012 |
| 41 | PEREZ ONECA | Mateo | ESP-00008240 | ESP | 14/03/2011 |
| 37 | TORRES MARTIN | Adrián | ESP-00008241 | ESP | 09/03/2012 |
| 39 | URDIAIN PARDO | Pol | ESP-00007001 | ESP | 05/11/2011 |
| 31 | YOLDI USECHI | Tomas | ESP-00008239 | ESP | 04/09/2011 |

Coaches

| # | Lastname | Firstname | Member code | POS |
|---|------------------------|-----------|-------------|----------------------------|
| 0 | LAURENCENA CABODEVILLA | Adrián | | Mánager/Entrenador en jefe |
| 0 | BETANCOURT CHACÓN | Danny | | Entrenador |
| 0 | SÁNCHEZ FERRIN | Izan | | Entrenador de 1B |

Staff

| # | Lastname | Firstname | Member code | POS |
|---|----------------|-----------|-------------|---------------------|
| 0 | DE LEÓN BELTRÉ | Yovanny | | Líder de delegación |

Roster



Comunidad Valenciana



Athletes

| # | Lastname | Firstname | Member code | Nationality | DOB |
|----|---------------------------|----------------|--------------|-------------|------------|
| 29 | ALVARADO | ADRIÁN | ESP-00008211 | VEN | 10/11/2011 |
| 30 | BELLO BASTIDA | Salvador | ESP-00002154 | POR | 13/06/2011 |
| 20 | CASTILLO APONTE | Luis Manuel | ESP-00002155 | VEN | 30/03/2013 |
| 34 | CRUZ AGUIRRE | Nayith Anibal | ESP-00007011 | VEN | 25/08/2011 |
| 36 | GONZALVO MARRERO | YUNIOR DANIEL | ESP-00008156 | CUB | 06/07/2012 |
| 18 | HERRERO PASTOR | Gonzalo | ESP-00004125 | ESP | 20/07/2011 |
| 14 | LINDSTROM MARTIN-VILLALBA | Luca | ESP-00006937 | ESP | 18/04/2012 |
| 28 | LUCAS TURCZYN | Daniel | ESP-00006068 | ESP | 01/05/2012 |
| 32 | ORTUÑO PEÑA | Santiago Johan | ESP-00008148 | VEN | 09/09/2011 |
| 17 | OSECHAS GOUVEIA | José Alejandro | ESP-00008146 | ESP | 21/11/2011 |
| 13 | PÉREZ MARTÍNEZ | Jaime | ESP-00006936 | ESP | 22/02/2012 |
| 37 | REENOCK TORRES | Lucas James | ESP-00006067 | ESP | 10/01/2011 |
| 19 | ROMERO FERRARO | Axel | ESP-00008147 | ESP | 01/03/2011 |
| 26 | SANCHEZ GUTIERREZ | Reyniel | ESP-00007057 | DOM | 09/10/2011 |
| 33 | SPENCE | Ethan | ESP-00003014 | ESP | 01/12/2011 |
| 0 | TOVAR LEÓN | Samuel | ESP-00003039 | VEN | 29/04/2011 |

Coaches

| # | Lastname | Firstname | Member code | POS |
|----|-------------------|----------------|-------------|------------------|
| 24 | ASUAJE ESCOBAR | Jean Carlos | | Entrenador |
| 40 | CAMPOS GALLARDO | NELSON EDUARDO | | Entrenador |
| 31 | ESPEJO LLORENS | Eloi | | Entrenador de 1B |
| 0 | HERNÁNDEZ SÁNCHEZ | Ricardo José | | Entrenador |
| 0 | LUCENA FRANCO | José Ignacio | | Entrenador |
| 52 | PERAZA GARCÍA | Pedro Luis | | Entrenador |
| 0 | TORRES FEIJOO | DANIEL | | Entrenador de 1B |
| 0 | VARGAS PADILLA | Miguel Abraham | | Entrenador de 3B |

Roster

| | | |
|---|------------------------------|---|
|  | <h3>Selección Asturiana</h3> |  |
|---|------------------------------|---|

Athletes

| # | Lastname | Firstname | Member code | Nationality | DOB |
|----|---------------------|------------------|--------------|-------------|------------|
| 44 | AZAUSTRE CARBAJALES | EVELYN | ESP-00008281 | ESP | 28/06/2012 |
| 42 | CASTRO ABOLI | NEL | ESP-00008262 | ESP | 15/11/2013 |
| 25 | COLINA LABRADOR | SANTIAGO | ESP-00008302 | VEN | 03/01/2011 |
| 55 | FERNÁNDEZ GONZÁLEZ | Yordi Antonio | ESP-00008267 | ESP | 01/09/2012 |
| 30 | GONZALEZ HINAGA | JAVIER ALEXANDER | ESP-00008303 | VEN | 07/05/2011 |
| 19 | GUTIÉRREZ PUENTE | Héctor | ESP-00008263 | ESP | 26/07/2011 |
| 21 | IBÁN MOLINA | Aitor | ESP-00008264 | ESP | 19/10/2011 |
| 17 | JORDAN SANCHEZ | ALEX | ESP-00008261 | ESP | 08/04/2013 |
| 24 | LORENZO FELIZ | Andrés Elías | ESP-00008260 | ESP | 20/04/2011 |
| 18 | LÓPEZ CELLERI | Jonathan Daniel | ESP-00008365 | ESP | 03/05/2014 |
| 45 | PEREIRA LIMA | YASMIN | ESP-00008280 | BRA | 29/09/2013 |
| 26 | RODRIGUES LOPES | JUAN CARLOS | ESP-00008274 | BRA | 28/11/2011 |
| 20 | RODRIGUEZ DOMINGUEZ | CARLA | ESP-00008259 | ESP | 06/12/2011 |
| 43 | RAMOS GIL | Sopfia Gabriella | ESP-00008277 | VEN | 29/10/2011 |

Coaches

| # | Lastname | Firstname | Member code | POS |
|----|----------------|------------|-------------|------------|
| 39 | MARTE SANTANA | Jorge Luis | | Entrenador |
| 51 | MORO QUIRÓS | José Ramón | | Entrenador |
| 40 | SANTOS BATISTA | Teodoro | | Entrenador |

Staff

| # | Lastname | Firstname | Member code | POS |
|---|-------------|-----------|-------------|---------------------|
| 0 | GÓMEZ MORÁN | Leire | | Líder de delegación |

Roster



Selección Gallega



Athletes

| # | Lastname | Firstname | Member code | Nationality | DOB |
|---|-------------------|-------------------------|--------------|-------------|------------|
| 0 | ANDRADE COMTE | Salvio | ESP-00008426 | ESP | 20/02/2012 |
| 0 | CHACON LOPEZ | OLIVER | ESP-00008398 | ESP | 03/03/2013 |
| 0 | COLINA RODRIGUEZ | Jesús Adrian | ESP-00008434 | VEN | 25/02/2011 |
| 0 | CARBALLIDO PLACER | Antón | | ESP | 03/06/2001 |
| 0 | LAGO SABORIDO | Xavier Enrique | ESP-00008427 | ESP | 24/10/2012 |
| 0 | LINAREZ MENDOZA | Carlos Manuel | ESP-00008430 | VEN | 02/01/2012 |
| 0 | MOLINA CORNIELES | Cristhian Gabriel | ESP-00008435 | VEN | 18/02/2011 |
| 0 | MOLINA ZABALA | Joseph Sebastian Prince | ESP-00008432 | VEN | 20/12/2011 |
| 0 | OCHOA COUTO | Allan Enrique | ESP-00008433 | ESP | 01/03/2011 |
| 0 | PAZ CEDEÑO | Yoneiber David | ESP-00008431 | ESP | 23/05/2013 |
| 0 | RICO CEPEDA | Gabriel | ESP-00008428 | ESP | 14/08/2012 |
| 0 | SILVA GUTIERREZ | ANGEL FABIAN | ESP-00008436 | VEN | 29/10/2013 |
| 0 | SARDINHA SILVA | Manuel Eduardo | ESP-00008429 | ESP | 27/04/2012 |
| 0 | VALIÑO CARRO | Marcelo | ESP-00008425 | ESP | 11/02/2011 |

Coaches

| # | Lastname | Firstname | Member code | POS |
|---|---------------|----------------|--------------|------------|
| 0 | JANSEN RANGEL | Deiber Enrique | ESP-00008421 | Entrenador |
| 0 | SALAS HERRERA | Franklin Cesar | ESP-00008420 | Entrenador |

Staff

| # | Lastname | Firstname | Member code | POS |
|---|---------------|-----------|--------------|----------|
| 0 | MERCHAN | Alejandro | ESP-00008423 | Personal |
| 0 | SALAS SANCHEZ | Siro | ESP-00008422 | Personal |



Resumen Partido 1



Selección Madrileña vs Comunitat Valenciana 6 - 7



Campeonato España Béisbol Sub-15 (Selecciones Autonómicas) 2026
Comunitat Valenciana 7, Selección Madrileña 6 - Composite Box Score
Apr 30, 2026 at RFEBS (Estadio Municipal de Béisbol Antonio Hervás)

Comunitat Valenciana 0012 3 - 7 5 2
Selección Madrileña 003 003 0 - 6 3 3

Comunitat Valenciana 7

| PLAYER | AB | R | H | BI | 2B | 3B | HR | BB | SB | CS | HP | SH | SF | SO | IBB | KL | GDP | PO | A | E |
|-----------------------------|----|---|---|----|----|----|----|----|----|----|----|----|----|----|-----|----|-----|----|---|---|
| SANCHEZ GUTIERREZ Re lf | 3 | 0 | 1 | 2 | 1 | 0 | 0 | 1 | 1 | 0 | 0 | 0 | 0 | 2 | 0 | 0 | 0 | 0 | 0 | 0 |
| ROMERO Axel cf | 3 | 1 | 0 | 0 | 0 | 0 | 0 | 1 | 1 | 0 | 0 | 0 | 0 | 1 | 0 | 0 | 0 | 2 | 0 | 0 |
| REENOCK Lucas 3b | 3 | 1 | 2 | 1 | 1 | 0 | 0 | 1 | 2 | 0 | 0 | 0 | 0 | 0 | 1 | 0 | 0 | 0 | 1 | 1 |
| LUCAS TURCZYN Daniel 1b | 3 | 1 | 0 | 1 | 0 | 0 | 0 | 1 | 0 | 0 | 0 | 0 | 1 | 0 | 0 | 0 | 0 | 2 | 0 | 0 |
| GONZALVO MARRERO YUN rf/p/p | 4 | 0 | 1 | 0 | 0 | 0 | 0 | 0 | 0 | 0 | 0 | 0 | 0 | 2 | 0 | 0 | 0 | 0 | 0 | 0 |
| HERRERO Gonzalo c | 1 | 2 | 1 | 1 | 0 | 0 | 3 | 2 | 1 | 0 | 0 | 0 | 0 | 0 | 0 | 0 | 0 | 12 | 3 | 1 |
| BELLO BASTIDA Salvad p | 0 | 0 | 0 | 0 | 0 | 0 | 2 | 0 | 0 | 0 | 0 | 0 | 0 | 0 | 0 | 0 | 0 | 0 | 0 | 1 |
| CASTILLO Luis rf | 1 | 0 | 0 | 0 | 0 | 0 | 0 | 1 | 0 | 0 | 0 | 0 | 0 | 1 | 0 | 0 | 0 | 2 | 0 | 0 |
| ALVARADO ADRIAN ss | 4 | 0 | 0 | 1 | 0 | 0 | 0 | 0 | 0 | 0 | 0 | 0 | 0 | 0 | 0 | 0 | 0 | 1 | 1 | 0 |
| OSECHAS Jose 2b | 0 | 2 | 0 | 1 | 0 | 0 | 3 | 2 | 0 | 0 | 0 | 0 | 1 | 0 | 0 | 0 | 0 | 2 | 0 | 0 |
| Totals | 22 | 7 | 5 | 7 | 2 | 0 | 12 | 9 | 1 | 0 | 0 | 2 | 6 | 1 | 0 | 0 | 0 | 21 | 6 | 2 |

Selección Madrileña 6

| PLAYER | AB | R | H | BI | 2B | 3B | HR | BB | SB | CS | HP | SH | SF | SO | IBB | KL | GDP | PO | A | E |
|-------------------------|----|---|---|----|----|----|----|----|----|----|----|----|----|----|-----|----|-----|----|---|---|
| BLANCO Sebastian cf | 2 | 0 | 0 | 0 | 0 | 0 | 0 | 0 | 0 | 0 | 0 | 0 | 0 | 2 | 0 | 0 | 0 | 0 | 0 | 0 |
| DENIS GONZALEZ Diego p | 0 | 0 | 0 | 0 | 0 | 0 | 0 | 0 | 0 | 0 | 0 | 0 | 0 | 0 | 0 | 0 | 0 | 0 | 1 | 0 |
| ALTAMAR Victor ss | 1 | 0 | 0 | 0 | 0 | 0 | 0 | 0 | 0 | 0 | 0 | 0 | 0 | 1 | 0 | 0 | 0 | 0 | 0 | 1 |
| PUERTA Aaron ph | 1 | 0 | 0 | 0 | 0 | 0 | 0 | 0 | 0 | 0 | 0 | 0 | 0 | 0 | 0 | 0 | 0 | 0 | 0 | 0 |
| CASTILLO Adrian ss/p/p | 1 | 2 | 0 | 0 | 0 | 0 | 2 | 3 | 0 | 1 | 0 | 0 | 0 | 1 | 0 | 0 | 0 | 3 | 2 | 0 |
| HECHAVARRIA Osdaniel 1b | 3 | 1 | 2 | 3 | 0 | 1 | 0 | 0 | 1 | 0 | 0 | 0 | 0 | 1 | 0 | 0 | 0 | 4 | 1 | 0 |
| ALVAREZ Jesus 3b | 3 | 1 | 1 | 0 | 0 | 0 | 0 | 1 | 0 | 0 | 0 | 0 | 2 | 0 | 0 | 0 | 0 | 2 | 0 | 1 |
| CABRERA Ivan c | 3 | 0 | 0 | 0 | 0 | 0 | 0 | 0 | 0 | 0 | 0 | 0 | 0 | 1 | 0 | 0 | 0 | 6 | 2 | 0 |
| RIVERA Randolp rf | 3 | 0 | 0 | 0 | 0 | 0 | 0 | 0 | 0 | 0 | 0 | 0 | 0 | 1 | 0 | 0 | 0 | 1 | 0 | 0 |
| CHIRINOS Manuel p/cf | 2 | 1 | 0 | 0 | 0 | 0 | 1 | 1 | 1 | 0 | 0 | 0 | 0 | 1 | 0 | 0 | 0 | 2 | 0 | 0 |
| AMUNARAY Jesus 2b | 2 | 0 | 0 | 0 | 0 | 0 | 0 | 0 | 0 | 0 | 0 | 1 | 0 | 1 | 0 | 0 | 0 | 2 | 1 | 0 |
| FIGUEREDO Josner lf | 1 | 1 | 0 | 0 | 0 | 0 | 1 | 1 | 0 | 0 | 0 | 0 | 0 | 1 | 0 | 0 | 0 | 1 | 0 | 1 |
| RAMIREZ DE LA CRUZ G ph | 1 | 0 | 0 | 0 | 0 | 0 | 0 | 0 | 0 | 0 | 0 | 0 | 0 | 1 | 0 | 0 | 0 | 0 | 0 | 0 |
| BEAUJON Nicolas p | 0 | 0 | 0 | 0 | 0 | 0 | 0 | 0 | 0 | 0 | 0 | 0 | 0 | 0 | 0 | 0 | 0 | 0 | 0 | 0 |
| Totals | 23 | 6 | 3 | 3 | 0 | 1 | 0 | 4 | 7 | 1 | 1 | 1 | 0 | 13 | 0 | 0 | 0 | 21 | 7 | 3 |

Comunitat Valenciana

| | IP | H | R | ER | BB | SO | WP | HP | BK | IBB | SH | SF | 2B | 3B | HR | AB | BF | FO | GO | NP |
|----------------------------|-----|---|---|----|----|----|----|----|----|-----|----|----|----|----|----|----|----|----|----|----|
| BELLO BASTIDA Salvad | 4.0 | 1 | 3 | 3 | 4 | 8 | 2 | 0 | 0 | 0 | 1 | 0 | 0 | 1 | 0 | 11 | 16 | 1 | 2 | 51 |
| GONZALVO MARRERO YUN W,1-0 | 3.0 | 2 | 3 | 1 | 0 | 5 | 1 | 1 | 0 | 0 | 0 | 0 | 0 | 0 | 0 | 12 | 13 | 4 | 1 | 26 |

Selección Madrileña

| | IP | H | R | ER | BB | SO | WP | HP | BK | IBB | SH | SF | 2B | 3B | HR | AB | BF | FO | GO | NP |
|----------------------------|-----|---|---|----|----|----|----|----|----|-----|----|----|----|----|----|----|----|----|----|----|
| CHIRINOS Manuel | 3.0 | 1 | 1 | 1 | 4 | 2 | 1 | 0 | 0 | 0 | 0 | 0 | 1 | 0 | 0 | 7 | 11 | 2 | 2 | 31 |
| DENIS GONZALEZ Diego L,0-1 | 1.0 | 1 | 1 | 0 | 4 | 0 | 0 | 0 | 0 | 0 | 0 | 0 | 0 | 0 | 0 | 4 | 8 | 2 | 1 | 20 |
| CASTILLO Adrian | 2.1 | 3 | 5 | 3 | 4 | 4 | 0 | 0 | 0 | 1 | 0 | 1 | 1 | 0 | 0 | 10 | 15 | 2 | 2 | 35 |
| BEAUJON Nicolas | 0.2 | 0 | 0 | 0 | 0 | 0 | 0 | 0 | 0 | 0 | 0 | 1 | 0 | 0 | 0 | 1 | 2 | 1 | 1 | 2 |

Umpires: HP-Gustavo López (ESP), 1B-Javier Orlando Villalobos Hernández (ESP)

Scorers: Sara MARTÍN (ESP)

TC:

Start: 11:00 Time: 2:30 Attendance: 105 Weather: Sunny 24°C

Game Notes: None

Game: 1



Resumen Partido 2



Castilla y León vs Federación Asturiana 22 - 7



Campeonato España Béisbol Sub-15 (Selecciones Autonómicas) 2026
Castilla y León 22, Federación Asturiana 7 - Composite Box Score
Apr 30, 2026 at RFEBs (Camp Municipal de Béisbol Carlos Pérez de Rozas)

Federación Asturiana 02 4 - 7 2 7
Castilla y León...664 6 - 22 9 0

Federación Asturiana 7

| PLAYER | AB | R | H | BI | 2B | 3B | HR | BB | SB | CS | HP | SH | SF | SO | IBB | KL | GDP | PO | A | E |
|-------------------------|----|---|---|----|----|----|----|----|----|----|----|----|----|----|-----|----|-----|----|---|---|
| IBaN Aitor ss/p/3b | 1 | 0 | 0 | 0 | 0 | 0 | 0 | 1 | 0 | 0 | 0 | 0 | 0 | 0 | 0 | 0 | 0 | 2 | 1 | 2 |
| AZAUSTRE Evelyn ph/3b | 1 | 0 | 0 | 0 | 0 | 0 | 0 | 0 | 0 | 0 | 0 | 0 | 0 | 1 | 0 | 0 | 0 | 0 | 0 | 0 |
| LORENZO Andres p/ss | 1 | 2 | 0 | 0 | 0 | 0 | 0 | 1 | 1 | 0 | 0 | 0 | 0 | 0 | 0 | 0 | 0 | 0 | 2 | 2 |
| PEREIRA Yasmin ph/lf | 0 | 1 | 0 | 0 | 0 | 0 | 0 | 1 | 0 | 0 | 0 | 0 | 0 | 0 | 0 | 0 | 0 | 0 | 0 | 0 |
| GONZALEZ JAVIER cf | 2 | 2 | 3 | 0 | 1 | 0 | 1 | 0 | 0 | 0 | 0 | 0 | 0 | 0 | 0 | 0 | 0 | 0 | 0 | 1 |
| COLINA SANTIAGO 3b/1b | 1 | 0 | 0 | 0 | 0 | 0 | 2 | 0 | 0 | 0 | 0 | 0 | 0 | 1 | 0 | 0 | 0 | 0 | 1 | 0 |
| RODRIGUEZ DOMINGUEZ c | 1 | 0 | 0 | 1 | 0 | 0 | 0 | 2 | 0 | 0 | 0 | 0 | 0 | 0 | 0 | 1 | 2 | 1 | 1 | 1 |
| RAMOS Sopia 1b/p | 2 | 0 | 0 | 0 | 0 | 0 | 0 | 0 | 0 | 0 | 0 | 0 | 0 | 1 | 0 | 1 | 1 | 1 | 0 | 0 |
| JORDAN SANCHEZ ALEX 2b | 1 | 0 | 0 | 0 | 0 | 0 | 0 | 1 | 0 | 0 | 0 | 0 | 0 | 0 | 0 | 0 | 0 | 3 | 0 | 1 |
| LoPEZ CELLERI Jonath lf | 0 | 0 | 0 | 0 | 0 | 0 | 0 | 0 | 0 | 0 | 0 | 0 | 0 | 0 | 0 | 0 | 0 | 0 | 0 | 0 |
| GUTIERREZ Hector lf | 1 | 0 | 0 | 0 | 0 | 0 | 0 | 0 | 0 | 0 | 0 | 0 | 0 | 0 | 0 | 0 | 0 | 0 | 0 | 0 |
| FERNANDEZ Yordi ph/ss | 0 | 1 | 0 | 0 | 0 | 0 | 0 | 1 | 0 | 0 | 0 | 0 | 0 | 0 | 0 | 0 | 0 | 0 | 0 | 0 |
| RODRIGUES LOPES JUAN rf | 0 | 0 | 0 | 0 | 0 | 0 | 0 | 0 | 0 | 0 | 1 | 0 | 0 | 0 | 0 | 0 | 0 | 0 | 0 | 0 |
| CASTRO ABOLI NEL ph/rf | 0 | 1 | 0 | 0 | 0 | 0 | 0 | 1 | 0 | 0 | 0 | 0 | 0 | 0 | 0 | 0 | 0 | 0 | 0 | 0 |
| Totals | 11 | 7 | 2 | 4 | 0 | 1 | 0 | 11 | 1 | 0 | 1 | 0 | 0 | 3 | 0 | 1 | 2 | 8 | 5 | 7 |

Castilla y León 22

| PLAYER | AB | R | H | BI | 2B | 3B | HR | BB | SB | CS | HP | SH | SF | SO | IBB | KL | GDP | PO | A | E |
|----------------------------|----|----|---|----|----|----|----|----|----|----|----|----|----|----|-----|----|-----|----|---|---|
| BUSTAMANTE Luciano 3b | 3 | 2 | 2 | 2 | 0 | 0 | 1 | 1 | 1 | 0 | 0 | 0 | 0 | 0 | 0 | 0 | 0 | 0 | 2 | 0 |
| ROJAS Santiago ss | 2 | 4 | 2 | 0 | 0 | 1 | 0 | 2 | 1 | 0 | 0 | 0 | 0 | 0 | 0 | 0 | 0 | 3 | 2 | 0 |
| RONDON ARAQUE SANTIÁ 2b | 2 | 2 | 1 | 0 | 1 | 0 | 0 | 2 | 0 | 0 | 0 | 0 | 0 | 0 | 0 | 0 | 0 | 2 | 1 | 0 |
| DI MUNI Jons c | 2 | 4 | 1 | 0 | 0 | 0 | 0 | 2 | 1 | 0 | 0 | 0 | 0 | 0 | 0 | 0 | 0 | 3 | 0 | 0 |
| ALVES DA COSTA NAVA 1b | 3 | 4 | 1 | 1 | 0 | 1 | 0 | 1 | 0 | 0 | 0 | 0 | 0 | 0 | 0 | 0 | 0 | 3 | 0 | 0 |
| PARRA MILAN Javier A lf | 0 | 2 | 0 | 0 | 0 | 0 | 0 | 2 | 0 | 0 | 1 | 0 | 0 | 0 | 0 | 0 | 0 | 0 | 0 | 0 |
| VIANA FUENTES-DAVILA ph | 0 | 1 | 0 | 0 | 0 | 0 | 0 | 1 | 0 | 0 | 0 | 0 | 0 | 0 | 0 | 0 | 0 | 0 | 0 | 0 |
| CAVIA Hugo cf | 1 | 2 | 0 | 1 | 0 | 0 | 0 | 3 | 2 | 0 | 0 | 0 | 0 | 1 | 0 | 0 | 0 | 1 | 1 | 0 |
| GREGORIO VALERIO Gab rf | 1 | 0 | 0 | 1 | 0 | 0 | 0 | 1 | 0 | 0 | 0 | 0 | 0 | 1 | 0 | 1 | 0 | 0 | 0 | 0 |
| EREU SUAREZ DILAN SL pr/rf | 1 | 0 | 1 | 1 | 0 | 0 | 0 | 1 | 0 | 0 | 0 | 0 | 0 | 0 | 0 | 0 | 0 | 0 | 0 | 0 |
| ARNAL RUIZ JADIER JE p | 0 | 1 | 0 | 0 | 0 | 0 | 0 | 2 | 1 | 0 | 0 | 0 | 0 | 0 | 0 | 0 | 0 | 0 | 0 | 0 |
| GERALDINE NUNEZ JHOR p | 2 | 0 | 1 | 2 | 0 | 0 | 0 | 0 | 0 | 0 | 0 | 0 | 0 | 0 | 0 | 0 | 0 | 0 | 2 | 0 |
| Totals | 17 | 22 | 9 | 8 | 1 | 2 | 1 | 18 | 6 | 0 | 1 | 0 | 0 | 2 | 0 | 1 | 0 | 12 | 8 | 0 |

| Federación Asturiana | IP | H | R | ER | BB | SO | WP | HP | BK | IBB | SH | SF | 2B | 3B | HR | AB | BF | FO | GO | NP |
|----------------------|-----|---|----|----|----|----|----|----|----|-----|----|----|----|----|----|----|----|----|----|----|
| LORENZO Andres L,0-1 | 0.2 | 1 | 6 | 6 | 6 | 1 | 5 | 0 | 1 | 0 | 0 | 0 | 0 | 1 | 0 | 2 | 8 | 0 | 0 | 31 |
| IBaN Aitor | 0.2 | 0 | 6 | 6 | 7 | 0 | 2 | 0 | 0 | 0 | 0 | 0 | 0 | 0 | 0 | 2 | 9 | 1 | 1 | 32 |
| RAMOS Sopia | 1.1 | 8 | 10 | 7 | 5 | 1 | 6 | 1 | 1 | 0 | 0 | 0 | 1 | 1 | 1 | 13 | 19 | 1 | 3 | 41 |

| Castilla y León | IP | H | R | ER | BB | SO | WP | HP | BK | IBB | SH | SF | 2B | 3B | HR | AB | BF | FO | GO | NP |
|----------------------------|-----|---|---|----|----|----|----|----|----|-----|----|----|----|----|----|----|----|----|----|----|
| ARNAL RUIZ JADIER JE | 2.0 | 1 | 3 | 3 | 6 | 2 | 2 | 1 | 0 | 0 | 0 | 0 | 0 | 0 | 0 | 6 | 13 | 1 | 2 | 36 |
| GERALDINE NUNEZ JHOR W,1-0 | 2.0 | 1 | 4 | 4 | 5 | 1 | 1 | 0 | 0 | 0 | 0 | 0 | 0 | 1 | 0 | 5 | 10 | 0 | 3 | 27 |

Umpires: HP-Santiago Aguilera (ESP), 1B-Arquimedes Reyes (VEN)
Scorers: Elikarina Acosta (ESP), Sara MARTÍN (ESP)
TC:
Start: 11:04 Time: 2:14 Attendance: 196 Weather: Cloudy 18°C
Game Notes: None
Game: 2





Resumen Partido 3



Aragón vs Federación Gallega 10 - 0



Campeonato España Béisbol Sub-15 (Selecciones Autonómicas) 2026
Aragón 10, Federación Gallega 0 - Composite Box Score
Apr 30, 2026 at RFEBS (Estadio Municipal de Béisbol Antonio Hervás)

Federación Gallega 000 00 - 0 2 5
Aragón.....242 11 - 10 8 1

Federación Gallega 0

| PLAYER | AB | R | H | BI | 2B | 3B | HR | BB | SB | CS | HP | SH | SF | SO | IBB | KL | GDP | PO | A | E |
|--------------------------------|----|---|---|----|----|----|----|----|----|----|----|----|----|----|-----|----|-----|----|---|---|
| MOLINA CORNIELES Cri p/ss | 3 | 0 | 1 | 0 | 0 | 0 | 0 | 0 | 1 | 0 | 0 | 0 | 0 | 1 | 0 | 0 | 0 | 0 | 1 | 0 |
| LINAREZ MENDOZA Carl 3b/p/2b/p | 3 | 0 | 0 | 0 | 0 | 0 | 0 | 0 | 0 | 0 | 0 | 0 | 0 | 2 | 0 | 0 | 0 | 1 | 0 | 0 |
| CARBALLIDO PLACER An 1b | 3 | 0 | 0 | 0 | 0 | 0 | 0 | 0 | 0 | 0 | 0 | 0 | 0 | 0 | 0 | 0 | 0 | 4 | 0 | 0 |
| COLINA Jesus ss/3b | 2 | 0 | 0 | 0 | 0 | 0 | 0 | 0 | 0 | 0 | 0 | 0 | 0 | 2 | 0 | 0 | 0 | 0 | 1 | 2 |
| MOLINA ZABALA Joseph c | 2 | 0 | 1 | 0 | 0 | 0 | 0 | 0 | 0 | 0 | 0 | 0 | 0 | 0 | 0 | 0 | 0 | 0 | 6 | 1 |
| LAGO SABORIDO Xavier rf | 1 | 0 | 0 | 0 | 0 | 0 | 0 | 1 | 0 | 0 | 0 | 0 | 0 | 1 | 0 | 0 | 0 | 0 | 0 | 1 |
| SARDINHA SILVA Manue 2b/p | 2 | 0 | 0 | 0 | 0 | 0 | 0 | 0 | 0 | 0 | 0 | 0 | 0 | 1 | 0 | 1 | 0 | 0 | 0 | 1 |
| ANDRADE COMTE Salvio lf | 0 | 0 | 0 | 0 | 0 | 0 | 0 | 0 | 0 | 0 | 0 | 0 | 0 | 0 | 0 | 0 | 0 | 0 | 0 | 1 |
| CHACON LOPEZ OLIVER ph/lf | 0 | 0 | 0 | 0 | 0 | 0 | 0 | 1 | 0 | 0 | 1 | 0 | 0 | 0 | 0 | 0 | 0 | 0 | 0 | 0 |
| OCHOA Allan cf | 2 | 0 | 0 | 0 | 0 | 0 | 0 | 0 | 0 | 0 | 0 | 0 | 0 | 0 | 0 | 0 | 0 | 1 | 0 | 0 |
| Totals | 18 | 0 | 2 | 0 | 0 | 0 | 0 | 2 | 1 | 0 | 1 | 0 | 0 | 7 | 0 | 1 | 0 | 12 | 3 | 5 |

Aragón 10

| PLAYER | AB | R | H | BI | 2B | 3B | HR | BB | SB | CS | HP | SH | SF | SO | IBB | KL | GDP | PO | A | E |
|----------------------------|----|----|---|----|----|----|----|----|----|----|----|----|----|----|-----|----|-----|----|---|---|
| VARGAS RIVERA Jass D ss | 2 | 2 | 1 | 1 | 0 | 0 | 0 | 2 | 1 | 0 | 0 | 0 | 0 | 0 | 0 | 0 | 0 | 2 | 0 | 0 |
| TISAIRES SALVATIERRA lf/rf | 3 | 0 | 0 | 2 | 0 | 0 | 0 | 0 | 0 | 0 | 1 | 0 | 0 | 2 | 0 | 0 | 0 | 0 | 0 | 0 |
| DIARTE NIETO Urbez p/3b | 3 | 2 | 1 | 1 | 0 | 0 | 0 | 0 | 1 | 0 | 1 | 0 | 0 | 2 | 0 | 0 | 0 | 1 | 4 | 0 |
| RODRIGUEZ Dayron 1b | 1 | 0 | 0 | 1 | 0 | 0 | 0 | 2 | 0 | 0 | 0 | 0 | 0 | 0 | 0 | 0 | 0 | 2 | 0 | 0 |
| LOPEZ GIRBAN Alejand 1b | 0 | 0 | 0 | 0 | 0 | 0 | 0 | 1 | 0 | 0 | 0 | 0 | 0 | 0 | 0 | 0 | 0 | 0 | 0 | 0 |
| ROCCA SANDREA Frayne 2b | 3 | 0 | 2 | 1 | 0 | 0 | 0 | 0 | 0 | 0 | 0 | 0 | 0 | 0 | 0 | 0 | 0 | 0 | 0 | 0 |
| ROCCA Fraynder 2b | 1 | 0 | 1 | 1 | 0 | 0 | 0 | 0 | 0 | 0 | 0 | 0 | 0 | 0 | 0 | 0 | 0 | 1 | 0 | 1 |
| CONSEJO Mariano cf | 3 | 1 | 0 | 0 | 0 | 0 | 0 | 0 | 0 | 0 | 0 | 0 | 0 | 1 | 0 | 0 | 0 | 2 | 0 | 0 |
| SIERRA SOLANO Santia c | 2 | 2 | 1 | 0 | 0 | 0 | 0 | 0 | 0 | 0 | 0 | 0 | 0 | 0 | 0 | 0 | 0 | 0 | 7 | 0 |
| MEDINA VALERA Abraha ph/c | 0 | 0 | 0 | 0 | 0 | 0 | 0 | 1 | 0 | 0 | 0 | 0 | 0 | 0 | 0 | 0 | 0 | 0 | 0 | 0 |
| BITRIAN Diego rf/lf | 2 | 2 | 1 | 0 | 0 | 0 | 0 | 1 | 0 | 0 | 0 | 0 | 0 | 0 | 0 | 0 | 0 | 0 | 0 | 0 |
| CORREDERA Nicolas 3b | 2 | 1 | 1 | 0 | 0 | 0 | 0 | 0 | 0 | 0 | 0 | 0 | 0 | 1 | 0 | 1 | 0 | 0 | 0 | 0 |
| VISUS Nicolas p/p | 1 | 0 | 0 | 0 | 0 | 0 | 0 | 0 | 0 | 0 | 0 | 0 | 0 | 1 | 0 | 1 | 0 | 0 | 0 | 0 |
| Totals | 23 | 10 | 8 | 7 | 0 | 0 | 0 | 7 | 2 | 0 | 2 | 0 | 0 | 7 | 0 | 2 | 0 | 15 | 4 | 1 |

| Federación Gallega | IP | H | R | ER | BB | SO | WP | HP | BK | IBB | SH | SF | 2B | 3B | HR | AB | BF | FO | GO | NP |
|----------------------------|-----|---|---|----|----|----|----|----|----|-----|----|----|----|----|----|----|----|----|----|----|
| MOLINA CORNIELES Cri L,0-1 | 2.0 | 6 | 7 | 3 | 2 | 3 | 1 | 0 | 0 | 0 | 0 | 0 | 0 | 0 | 0 | 14 | 16 | 2 | 1 | 32 |
| LINAREZ MENDOZA Carl | 0.2 | 0 | 1 | 0 | 3 | 2 | 1 | 1 | 0 | 0 | 0 | 0 | 0 | 0 | 0 | 2 | 6 | 0 | 0 | 19 |
| SARDINHA SILVA Manue | 1.1 | 2 | 2 | 1 | 2 | 2 | 1 | 1 | 0 | 0 | 0 | 0 | 0 | 0 | 0 | 7 | 10 | 1 | 1 | 21 |

| Aragón | IP | H | R | ER | BB | SO | WP | HP | BK | IBB | SH | SF | 2B | 3B | HR | AB | BF | FO | GO | NP |
|--------------------------|-----|---|---|----|----|----|----|----|----|-----|----|----|----|----|----|----|----|----|----|----|
| DIARTE NIETO Urbez W,1-0 | 3.2 | 1 | 0 | 0 | 1 | 7 | 1 | 0 | 0 | 0 | 0 | 0 | 0 | 0 | 0 | 12 | 13 | 1 | 3 | 32 |
| VISUS Nicolas | 1.1 | 1 | 0 | 0 | 1 | 0 | 0 | 1 | 0 | 0 | 0 | 0 | 0 | 0 | 0 | 6 | 8 | 2 | 2 | 11 |

Umpires: HP-Adolf Garcia (ESP), 1B-Gustavo López (ESP)
Scorers: Sonia Benedicto (ESP), Sara MARTÍN (ESP)
TC:
Start: 14:14 Time: 2:17 Attendance: 101 Weather: Sunny 22°C
Game Notes: None
Game: 3





Resumen Partido 4



Federación Catalana vs Selección Navarra 10 - 2



Campeonato España Béisbol Sub-15 (Selecciones Autonómicas) 2026
Federación Catalana 10, Selección Navarra 2 - Composite Box Score
Apr 30, 2026 at RFEBS (Camp Municipal de Béisbol Carlos Pérez de Rozas)

Selección Navarra.001 000 1 - 2 3 2
Federación Catalana102 250 (X) - 10 11 0

Selección Navarra 2

| PLAYER | AB | R | H | BI | 2B | 3B | HR | BB | SB | CS | HP | SH | SF | SO | IBB | KL | GDP | PO | A | E |
|---------------------------|----|---|---|----|----|----|----|----|----|----|----|----|----|----|-----|----|-----|----|---|---|
| GIRON Danny cf | 4 | 0 | 0 | 0 | 0 | 0 | 0 | 0 | 0 | 0 | 0 | 0 | 0 | 1 | 0 | 1 | 0 | 3 | 0 | 0 |
| ALVARADO RIOS Andres 3b | 0 | 1 | 0 | 0 | 0 | 0 | 0 | 4 | 0 | 0 | 0 | 0 | 0 | 0 | 0 | 0 | 0 | 0 | 2 | 0 |
| ALVAREZ ARMAS Moises ss | 2 | 0 | 2 | 1 | 0 | 0 | 0 | 1 | 0 | 0 | 1 | 0 | 0 | 0 | 0 | 0 | 0 | 2 | 1 | 0 |
| ESPINOLA ALMANZAR FE rf | 3 | 0 | 0 | 0 | 0 | 0 | 0 | 0 | 0 | 0 | 0 | 0 | 0 | 0 | 0 | 0 | 0 | 0 | 0 | 0 |
| PEREZ ONECA Mateo rf | 0 | 0 | 0 | 0 | 0 | 0 | 1 | 0 | 0 | 0 | 0 | 0 | 0 | 0 | 0 | 0 | 0 | 0 | 0 | 0 |
| MARTINEZ Inigo p/1b | 2 | 0 | 0 | 1 | 0 | 0 | 0 | 0 | 0 | 0 | 0 | 0 | 0 | 0 | 0 | 0 | 0 | 2 | 0 | 0 |
| ILUNDAIN Aretx ph/1b | 2 | 0 | 1 | 0 | 0 | 0 | 0 | 0 | 0 | 0 | 0 | 0 | 0 | 0 | 0 | 0 | 0 | 0 | 0 | 0 |
| YOLDI Tomas c | 1 | 0 | 0 | 0 | 0 | 0 | 1 | 1 | 0 | 0 | 0 | 0 | 0 | 0 | 0 | 0 | 0 | 5 | 0 | 0 |
| COLMENTER LUGO Yadie ph/c | 1 | 0 | 0 | 0 | 0 | 0 | 0 | 0 | 0 | 0 | 0 | 0 | 0 | 0 | 0 | 0 | 0 | 0 | 0 | 0 |
| TORRES Adrian lf | 2 | 0 | 0 | 0 | 0 | 0 | 0 | 0 | 0 | 0 | 0 | 0 | 0 | 0 | 0 | 0 | 0 | 2 | 1 | 0 |
| ALONSO Iker ph/lf | 1 | 0 | 0 | 0 | 0 | 0 | 0 | 0 | 0 | 0 | 0 | 0 | 1 | 0 | 0 | 0 | 0 | 0 | 0 | 0 |
| GARRUES Xabier 2b | 2 | 0 | 0 | 0 | 0 | 0 | 0 | 0 | 0 | 0 | 0 | 2 | 0 | 1 | 0 | 1 | 0 | 1 | 0 | 0 |
| ASURMENDI Ainar 2b | 0 | 1 | 0 | 0 | 0 | 0 | 1 | 1 | 0 | 0 | 0 | 0 | 0 | 0 | 0 | 0 | 0 | 2 | 0 | 1 |
| ACAZ Amets 1b/p | 2 | 0 | 0 | 0 | 0 | 0 | 0 | 0 | 0 | 0 | 0 | 0 | 2 | 0 | 0 | 0 | 0 | 0 | 0 | 1 |
| ALVAREZ CORDERO JOSE p | 0 | 0 | 0 | 0 | 0 | 0 | 0 | 0 | 0 | 0 | 0 | 0 | 0 | 0 | 0 | 0 | 0 | 0 | 0 | 0 |
| URDIAIN Pol p | 1 | 0 | 0 | 0 | 0 | 0 | 0 | 0 | 0 | 0 | 0 | 0 | 1 | 0 | 0 | 0 | 0 | 1 | 0 | 0 |
| Totals | 23 | 2 | 3 | 2 | 0 | 0 | 0 | 8 | 2 | 0 | 1 | 0 | 0 | 7 | 0 | 2 | 0 | 18 | 4 | 2 |

Federación Catalana 10

| PLAYER | AB | R | H | BI | 2B | 3B | HR | BB | SB | CS | HP | SH | SF | SO | IBB | KL | GDP | PO | A | E |
|------------------------------|----|----|----|----|----|----|----|----|----|----|----|----|----|----|-----|----|-----|----|---|---|
| MERA LIZONDO Andreu cf | 2 | 1 | 1 | 0 | 0 | 0 | 0 | 2 | 1 | 0 | 0 | 0 | 0 | 1 | 0 | 0 | 0 | 0 | 0 | 0 |
| MEDINA MASSIANI MATH pr/cf | 1 | 0 | 0 | 0 | 0 | 0 | 0 | 0 | 0 | 0 | 0 | 0 | 0 | 0 | 0 | 0 | 0 | 1 | 0 | 0 |
| GUERRA PAREDES Richa ss | 4 | 0 | 2 | 3 | 0 | 1 | 0 | 1 | 0 | 0 | 0 | 0 | 0 | 0 | 0 | 0 | 0 | 2 | 1 | 0 |
| DE JESUS Jose lf/3b | 5 | 2 | 3 | 1 | 0 | 1 | 0 | 0 | 1 | 0 | 0 | 0 | 0 | 0 | 0 | 0 | 0 | 1 | 1 | 0 |
| FERNANDEZ Miguel c | 2 | 1 | 1 | 1 | 0 | 1 | 0 | 2 | 0 | 0 | 0 | 0 | 0 | 0 | 0 | 0 | 0 | 7 | 1 | 0 |
| FLORENTINO Bayron 1b | 2 | 1 | 1 | 1 | 0 | 0 | 0 | 0 | 0 | 0 | 0 | 0 | 1 | 0 | 0 | 0 | 0 | 2 | 0 | 0 |
| CALDERON RODRIGUEZ J ph/p/2b | 1 | 0 | 0 | 0 | 0 | 0 | 0 | 0 | 0 | 0 | 0 | 0 | 0 | 0 | 0 | 0 | 0 | 0 | 0 | 0 |
| MACIAS Emilio 3b | 3 | 1 | 0 | 0 | 0 | 0 | 0 | 0 | 0 | 0 | 0 | 0 | 0 | 0 | 0 | 0 | 0 | 1 | 1 | 0 |
| MARCHENA FERNANDEZ I ph/lf | 1 | 0 | 0 | 0 | 0 | 0 | 0 | 0 | 0 | 0 | 0 | 0 | 0 | 0 | 0 | 0 | 0 | 0 | 0 | 0 |
| RAMOS Diego rf | 2 | 0 | 0 | 0 | 0 | 0 | 0 | 0 | 0 | 0 | 0 | 0 | 2 | 0 | 2 | 0 | 0 | 0 | 0 | 0 |
| SUERO Felipe rf/1b | 1 | 1 | 1 | 0 | 0 | 0 | 1 | 0 | 0 | 0 | 0 | 0 | 0 | 0 | 0 | 0 | 0 | 2 | 0 | 0 |
| PINEDA Cesar p | 1 | 0 | 1 | 0 | 0 | 0 | 0 | 1 | 0 | 0 | 0 | 0 | 0 | 0 | 0 | 0 | 0 | 1 | 0 | 0 |
| Se Aaron p | 0 | 1 | 0 | 0 | 0 | 0 | 1 | 0 | 0 | 0 | 0 | 0 | 0 | 0 | 0 | 0 | 0 | 1 | 1 | 0 |
| SUAREZ ZORRILLA FRAN ph/2b/p | 0 | 1 | 0 | 0 | 0 | 0 | 2 | 0 | 0 | 0 | 0 | 0 | 0 | 0 | 0 | 0 | 0 | 1 | 0 | 0 |
| CERRADELO Lucas 2b/rf | 2 | 1 | 1 | 1 | 0 | 0 | 1 | 0 | 0 | 0 | 1 | 0 | 0 | 0 | 0 | 0 | 0 | 2 | 2 | 0 |
| Totals | 27 | 10 | 11 | 8 | 0 | 3 | 0 | 10 | 3 | 0 | 0 | 1 | 1 | 3 | 0 | 2 | 0 | 21 | 7 | 0 |

| Selección Navarra | IP | H | R | ER | BB | SO | WP | HP | BK | IBB | SH | SF | 2B | 3B | HR | AB | BF | FO | GO | NP |
|----------------------|-----|---|---|----|----|----|----|----|----|-----|----|----|----|----|----|----|----|----|----|----|
| MARTINEZ Inigo L,0-1 | 3.0 | 5 | 3 | 3 | 2 | 3 | 2 | 0 | 0 | 0 | 0 | 1 | 0 | 2 | 0 | 13 | 16 | 6 | 0 | 28 |
| ACAZ Amets | 1.0 | 4 | 7 | 6 | 3 | 0 | 2 | 0 | 0 | 0 | 1 | 0 | 0 | 1 | 0 | 7 | 11 | 1 | 3 | 25 |
| ALVAREZ CORDERO JOSE | 1.1 | 2 | 0 | 0 | 4 | 0 | 0 | 0 | 0 | 0 | 0 | 0 | 0 | 0 | 0 | 5 | 9 | 2 | 0 | 22 |
| URDIAIN Pol | 0.2 | 0 | 0 | 0 | 1 | 0 | 0 | 0 | 0 | 0 | 0 | 0 | 0 | 0 | 0 | 2 | 3 | 1 | 1 | 6 |

| Federación Catalana | IP | H | R | ER | BB | SO | WP | HP | BK | IBB | SH | SF | 2B | 3B | HR | AB | BF | FO | GO | NP |
|----------------------|-----|---|---|----|----|----|----|----|----|-----|----|----|----|----|----|----|----|----|----|----|
| PINEDA Cesar | 2.1 | 0 | 1 | 1 | 4 | 3 | 1 | 1 | 0 | 0 | 0 | 0 | 0 | 0 | 0 | 8 | 13 | 3 | 2 | 32 |
| Se Aaron W,1-0 | 2.2 | 1 | 0 | 0 | 1 | 2 | 0 | 0 | 0 | 0 | 0 | 0 | 0 | 0 | 0 | 8 | 9 | 2 | 2 | 16 |
| CALDERON RODRIGUEZ J | 1.2 | 1 | 1 | 1 | 1 | 2 | 0 | 0 | 0 | 0 | 0 | 0 | 0 | 0 | 0 | 5 | 6 | 1 | 1 | 14 |
| SUAREZ ZORRILLA FRAN | 0.1 | 1 | 0 | 0 | 2 | 0 | 0 | 0 | 0 | 0 | 0 | 0 | 0 | 0 | 0 | 2 | 4 | 0 | 1 | 10 |

Umpires: HP-Arquinedes Reyes (VEN), 1B-Santiago Aguilera (ESP)
Scorers: Elikarina Acosta (ESP), Sara MARTIN (ESP)
TC:
Start: 14:58 Time: 2:34 Attendance: 224 Weather: Sunny 21°C
Game Notes: None
Game: 4



Resumen Partido 5



Comunitat Valenciana vs Castilla y León 15 - 1



Campeonato España Béisbol Sub-15 (Selecciones Autonómicas) 2026
Comunitat Valenciana 15, Castilla y León 1 - Composite Box Score
Apr 30, 2026 at RFEBs (Estadio Municipal de Béisbol Antonio Hervás)

Castilla y León...100 00 - 1 3 0
Comunitat Valenciana360 6(X) - 15 11 0

Castilla y León 1

| PLAYER | AB | R | H | BI | 2B | 3B | HR | BB | SB | CS | HP | SH | SF | SO | IBB | KL | GDP | PO | A | E |
|---------------------------|----|---|---|----|----|----|----|----|----|----|----|----|----|----|-----|----|-----|----|---|---|
| BUSTAMANTE Luciano ss | 1 | 1 | 1 | 0 | 0 | 0 | 0 | 2 | 1 | 0 | 0 | 0 | 0 | 0 | 0 | 0 | 0 | 2 | 1 | 0 |
| ROJAS Santiago p/3b | 3 | 0 | 0 | 0 | 0 | 0 | 0 | 0 | 0 | 0 | 0 | 0 | 0 | 1 | 0 | 0 | 0 | 0 | 1 | 0 |
| RONDON ARAQUE SANTIA 3b/p | 2 | 0 | 1 | 0 | 0 | 0 | 0 | 0 | 0 | 0 | 0 | 0 | 0 | 1 | 0 | 0 | 0 | 0 | 0 | 0 |
| ALVES DA COSTA NAVA c | 2 | 0 | 0 | 0 | 0 | 0 | 0 | 0 | 0 | 0 | 0 | 0 | 0 | 0 | 0 | 0 | 0 | 1 | 3 | 0 |
| DI MUNI Jons 1b | 2 | 0 | 1 | 0 | 0 | 1 | 0 | 0 | 0 | 0 | 0 | 0 | 0 | 0 | 0 | 0 | 0 | 0 | 0 | 0 |
| PARRA MILAN Javier A cf | 2 | 0 | 0 | 0 | 0 | 0 | 0 | 0 | 0 | 0 | 0 | 0 | 0 | 1 | 0 | 1 | 0 | 0 | 0 | 0 |
| GREGORIO VALERIO Gab cf | 0 | 0 | 0 | 0 | 0 | 0 | 0 | 0 | 0 | 0 | 0 | 0 | 0 | 0 | 0 | 0 | 0 | 0 | 0 | 0 |
| VIANA FUENTES-DAVILA 2b | 2 | 0 | 0 | 0 | 0 | 0 | 0 | 0 | 0 | 0 | 0 | 0 | 0 | 1 | 0 | 0 | 0 | 1 | 0 | 0 |
| CAVIA Hugo lf | 1 | 0 | 0 | 0 | 0 | 0 | 0 | 0 | 0 | 0 | 0 | 0 | 0 | 1 | 0 | 0 | 0 | 2 | 0 | 0 |
| EREU SUAREZ DILAN SL ph | 0 | 0 | 0 | 0 | 0 | 0 | 1 | 0 | 0 | 0 | 0 | 0 | 0 | 0 | 0 | 0 | 0 | 0 | 0 | 0 |
| GERALDINE NUNEZ JHOR rf | 1 | 0 | 0 | 0 | 0 | 0 | 0 | 0 | 0 | 0 | 0 | 0 | 0 | 1 | 0 | 1 | 0 | 1 | 0 | 0 |
| ARNAL RUIZ JADIER JE ph | 1 | 0 | 0 | 0 | 0 | 0 | 0 | 0 | 0 | 0 | 0 | 0 | 0 | 1 | 0 | 0 | 0 | 0 | 0 | 0 |
| Totals | 17 | 1 | 3 | 0 | 0 | 1 | 0 | 3 | 1 | 0 | 0 | 0 | 0 | 7 | 0 | 2 | 1 | 9 | 2 | 0 |

Comunitat Valenciana 15

| PLAYER | AB | R | H | BI | 2B | 3B | HR | BB | SB | CS | HP | SH | SF | SO | IBB | KL | GDP | PO | A | E |
|----------------------------|----|----|----|----|----|----|----|----|----|----|----|----|----|----|-----|----|-----|----|---|---|
| OSECHAS Jose 2b | 1 | 2 | 0 | 1 | 0 | 0 | 0 | 2 | 1 | 0 | 0 | 0 | 0 | 0 | 0 | 0 | 0 | 1 | 0 | 0 |
| PEREZ Jaime lf | 1 | 0 | 0 | 0 | 0 | 0 | 0 | 0 | 0 | 0 | 0 | 0 | 0 | 1 | 0 | 0 | 0 | 0 | 0 | 0 |
| HERRERO Gonzalo c | 3 | 1 | 1 | 1 | 0 | 0 | 0 | 1 | 0 | 0 | 0 | 0 | 0 | 1 | 0 | 1 | 0 | 7 | 0 | 0 |
| REENOCK Lucas 3b | 3 | 2 | 3 | 2 | 0 | 0 | 0 | 0 | 0 | 0 | 0 | 0 | 0 | 0 | 0 | 0 | 0 | 0 | 1 | 0 |
| ORTUÑO PENA Santiago pr/3b | 0 | 1 | 0 | 0 | 0 | 0 | 0 | 0 | 0 | 0 | 0 | 0 | 0 | 0 | 0 | 0 | 0 | 0 | 1 | 1 |
| LUCAS TURCZYN Daniel 1b/rf | 3 | 2 | 3 | 2 | 0 | 0 | 0 | 1 | 0 | 0 | 0 | 0 | 0 | 0 | 0 | 0 | 0 | 2 | 0 | 0 |
| GONZALVO MARRERO YUN rf/1b | 1 | 1 | 1 | 2 | 0 | 0 | 0 | 2 | 0 | 0 | 0 | 0 | 0 | 0 | 0 | 0 | 0 | 1 | 0 | 0 |
| ROMERO Axel cf | 1 | 1 | 1 | 2 | 0 | 0 | 0 | 0 | 0 | 0 | 0 | 0 | 2 | 0 | 0 | 0 | 0 | 1 | 0 | 0 |
| ALVARADO ADRIAN ss | 1 | 2 | 1 | 2 | 0 | 0 | 0 | 2 | 1 | 0 | 0 | 0 | 0 | 0 | 0 | 0 | 0 | 0 | 1 | 0 |
| SPENCE Ethan lf | 0 | 1 | 0 | 0 | 0 | 0 | 0 | 1 | 0 | 0 | 0 | 0 | 0 | 0 | 0 | 0 | 0 | 0 | 0 | 0 |
| LINDSTROM Luca ph/2b | 1 | 1 | 0 | 1 | 0 | 0 | 0 | 1 | 0 | 0 | 0 | 0 | 0 | 1 | 0 | 1 | 0 | 1 | 1 | 0 |
| SANCHEZ GUTIERREZ Re p | 0 | 1 | 0 | 0 | 0 | 0 | 0 | 1 | 0 | 0 | 0 | 0 | 0 | 0 | 0 | 0 | 0 | 1 | 0 | 0 |
| CASTILLO Luis p | 1 | 0 | 1 | 2 | 0 | 0 | 0 | 1 | 1 | 0 | 0 | 0 | 0 | 0 | 0 | 0 | 0 | 0 | 0 | 0 |
| CRUZ AGUIRRE Nayith p | 0 | 0 | 0 | 0 | 0 | 0 | 0 | 0 | 0 | 0 | 0 | 0 | 0 | 0 | 0 | 0 | 0 | 0 | 0 | 0 |
| Totals | 16 | 15 | 11 | 15 | 0 | 0 | 0 | 11 | 4 | 0 | 0 | 0 | 2 | 3 | 0 | 2 | 0 | 15 | 4 | 0 |

Castilla y León

| | IP | H | R | ER | BB | SO | WP | HP | BK | IBB | SH | SF | 2B | 3B | HR | AB | BF | FO | GO | NP | |
|----------------------|-----|---|---|----|----|----|----|----|----|-----|----|----|----|----|----|----|----|----|----|----|----|
| ROJAS Santiago L,0-1 | 1.1 | 3 | 8 | 8 | 7 | 1 | 0 | 0 | 0 | 0 | 0 | 0 | 1 | 0 | 0 | 4 | 12 | 1 | 0 | 35 | |
| RONDON ARAQUE SANTIA | 1.2 | 8 | 7 | 7 | 4 | 2 | 0 | 0 | 0 | 0 | 0 | 0 | 1 | 0 | 0 | 0 | 12 | 17 | 3 | 0 | 34 |

Comunitat Valenciana

| | IP | H | R | ER | BB | SO | WP | HP | BK | IBB | SH | SF | 2B | 3B | HR | AB | BF | FO | GO | NP |
|---------------------------|-----|---|---|----|----|----|----|----|----|-----|----|----|----|----|----|----|----|----|----|----|
| SANCHEZ GUTIERREZ Re | 2.2 | 1 | 1 | 1 | 1 | 5 | 2 | 0 | 0 | 0 | 0 | 0 | 0 | 0 | 0 | 9 | 10 | 3 | 0 | 26 |
| CASTILLO Luis | 1.1 | 2 | 0 | 0 | 0 | 1 | 0 | 0 | 0 | 0 | 0 | 0 | 0 | 0 | 1 | 5 | 5 | 0 | 2 | 7 |
| CRUZ AGUIRRE Nayith W,1-0 | 1.0 | 0 | 0 | 0 | 2 | 1 | 0 | 0 | 0 | 0 | 0 | 0 | 0 | 0 | 0 | 3 | 5 | 0 | 2 | 13 |

Umpires: HP-Alejandro Gerardo Orozco Docimo (ITA), 1B-Javier Orlando Villalobos Hernández (ESP)
Scorers: Sonia Benedicto (ESP), Sara MARTÍN (ESP)

TC:

Start: 17:01 Time: 1:55 Attendance: 101 Weather: Sunny 23°C

Game Notes: None

Game: 5





Resumen Partido 6



Selección Navarra vs Aragón 7 - 8



Campeonato España Béisbol Sub-15 (Selecciones Autonómicas) 2026
Aragón 8, Selección Navarra 7 - Composite Box Score
Apr 30, 2026 at RFEBS (Camp Municipal de Béisbol Carlos Pérez de Rozas)

Aragón.....330 101 0 - 8 8 1
Selección Navarra.000 006 1 - 7 7 2

Aragón 8

| PLAYER | AB | R | H | BI | 2B | 3B | HR | BB | SB | CS | HP | SH | SF | SO | IBB | KL | GDP | PO | A | E |
|------------------------------|----|---|---|----|----|----|----|----|----|----|----|----|----|----|-----|----|-----|----|----|---|
| VARGAS RIVERA Jass D ss | 3 | 3 | 3 | 0 | 1 | 0 | 0 | 1 | 1 | 0 | 0 | 0 | 0 | 0 | 0 | 0 | 0 | 1 | 2 | 0 |
| CORREDERA Nicolas rf/p/rf/3b | 4 | 1 | 2 | 0 | 0 | 0 | 0 | 0 | 0 | 0 | 0 | 0 | 0 | 0 | 0 | 0 | 0 | 2 | 0 | 0 |
| DIARTE NIETO Urbez 3b/c | 3 | 2 | 1 | 1 | 0 | 0 | 1 | 1 | 0 | 0 | 0 | 0 | 0 | 1 | 1 | 0 | 0 | 1 | 5 | 1 |
| RODRIGUEZ Dayron 1b | 2 | 1 | 1 | 1 | 0 | 0 | 1 | 0 | 0 | 0 | 0 | 0 | 1 | 0 | 0 | 0 | 0 | 7 | 0 | 0 |
| LOPEZ GIRBAN Alejand 1b | 1 | 0 | 0 | 0 | 0 | 0 | 0 | 0 | 0 | 0 | 0 | 0 | 0 | 1 | 0 | 1 | 0 | 1 | 0 | 0 |
| ROCCA SANDREA Frayne 2b/p | 4 | 0 | 1 | 2 | 0 | 0 | 0 | 0 | 0 | 0 | 0 | 0 | 0 | 0 | 0 | 0 | 0 | 2 | 2 | 0 |
| CONSEJO Mariano cf | 2 | 0 | 0 | 0 | 0 | 0 | 1 | 0 | 1 | 0 | 0 | 0 | 0 | 0 | 0 | 0 | 0 | 0 | 0 | 0 |
| TISAIRE SALVATIERRA cf | 1 | 0 | 0 | 0 | 0 | 0 | 0 | 0 | 0 | 0 | 0 | 0 | 1 | 0 | 1 | 0 | 1 | 0 | 0 | 0 |
| SIERRA SOLANO Santia c | 2 | 0 | 0 | 0 | 0 | 0 | 0 | 0 | 0 | 0 | 0 | 0 | 0 | 1 | 0 | 0 | 0 | 0 | 1 | 0 |
| MEDINA VALERA Abraha c/rf | 0 | 1 | 0 | 0 | 0 | 0 | 1 | 0 | 0 | 0 | 0 | 0 | 0 | 0 | 0 | 0 | 0 | 1 | 0 | 0 |
| BITRIAN Diego lf | 3 | 0 | 0 | 0 | 0 | 0 | 0 | 0 | 0 | 0 | 0 | 0 | 1 | 0 | 1 | 0 | 1 | 0 | 0 | 0 |
| ROCCA Fraynder p | 2 | 0 | 0 | 0 | 0 | 0 | 0 | 0 | 0 | 0 | 0 | 0 | 0 | 0 | 0 | 0 | 0 | 1 | 0 | 0 |
| VISUS Nicolas rf/2b | 1 | 0 | 0 | 0 | 0 | 0 | 0 | 0 | 0 | 0 | 0 | 0 | 0 | 0 | 0 | 0 | 0 | 1 | 0 | 0 |
| Totals | 28 | 8 | 8 | 4 | 2 | 0 | 1 | 5 | 1 | 1 | 0 | 0 | 0 | 6 | 1 | 3 | 0 | 19 | 10 | 1 |

Selección Navarra 7

| PLAYER | AB | R | H | BI | 2B | 3B | HR | BB | SB | CS | HP | SH | SF | SO | IBB | KL | GDP | PO | A | E |
|---------------------------|----|---|---|----|----|----|----|----|----|----|----|----|----|----|-----|----|-----|----|----|---|
| GIRON Danny cf | 3 | 0 | 0 | 1 | 0 | 0 | 0 | 0 | 0 | 0 | 1 | 0 | 0 | 0 | 0 | 0 | 1 | 1 | 0 | 0 |
| ALVARADO RIOS Andres p/3b | 2 | 1 | 0 | 0 | 0 | 0 | 0 | 2 | 0 | 1 | 0 | 0 | 0 | 0 | 0 | 0 | 0 | 0 | 3 | 0 |
| ALVAREZ ARMAS Moises ss | 4 | 2 | 1 | 0 | 1 | 0 | 0 | 0 | 0 | 0 | 0 | 0 | 0 | 0 | 0 | 0 | 0 | 1 | 3 | 2 |
| ESPINOLA ALMANZAR FE rf | 3 | 1 | 1 | 0 | 0 | 0 | 1 | 0 | 0 | 0 | 0 | 0 | 0 | 0 | 0 | 0 | 0 | 0 | 0 | 0 |
| TORRES Adrian 3b/2b | 3 | 1 | 3 | 2 | 0 | 0 | 1 | 1 | 0 | 0 | 0 | 0 | 0 | 0 | 0 | 0 | 0 | 2 | 2 | 0 |
| MARTINEZ Inigo 1b | 4 | 0 | 0 | 0 | 0 | 0 | 0 | 0 | 0 | 0 | 0 | 0 | 0 | 1 | 0 | 0 | 0 | 10 | 0 | 0 |
| YOLDI Tomas c | 2 | 0 | 1 | 0 | 0 | 0 | 0 | 0 | 0 | 0 | 0 | 0 | 0 | 0 | 0 | 0 | 0 | 3 | 2 | 0 |
| COLMENTER LUGO Yadie ph/c | 1 | 1 | 1 | 2 | 0 | 0 | 0 | 0 | 0 | 0 | 0 | 0 | 0 | 0 | 0 | 0 | 0 | 2 | 0 | 0 |
| ILUNDAIN Aretx lf | 1 | 0 | 0 | 0 | 0 | 0 | 0 | 0 | 0 | 0 | 0 | 0 | 0 | 0 | 0 | 0 | 0 | 1 | 0 | 0 |
| PEREZ ONECA Mateo lf | 1 | 1 | 0 | 0 | 0 | 0 | 1 | 0 | 0 | 0 | 0 | 0 | 0 | 0 | 0 | 0 | 0 | 0 | 0 | 0 |
| GARRUES Xabier 2b | 0 | 0 | 0 | 0 | 0 | 0 | 0 | 0 | 0 | 0 | 0 | 0 | 0 | 0 | 0 | 0 | 0 | 1 | 0 | 0 |
| ASURMENDI Aimar p | 1 | 0 | 0 | 1 | 0 | 0 | 0 | 2 | 0 | 0 | 0 | 0 | 0 | 0 | 0 | 0 | 0 | 0 | 1 | 0 |
| Totals | 25 | 7 | 7 | 6 | 1 | 0 | 0 | 7 | 1 | 1 | 1 | 0 | 0 | 1 | 0 | 0 | 1 | 21 | 11 | 2 |

| Aragón | IP | H | R | ER | BB | SO | WP | HP | BK | IBB | SH | SF | 2B | 3B | HR | AB | BF | FO | GO | NP |
|---------------------------|-----|---|---|----|----|----|----|----|----|-----|----|----|----|----|----|----|----|----|----|----|
| ROCCA Fraynder W,1-0 | 4.1 | 3 | 0 | 0 | 2 | 0 | 0 | 0 | 0 | 0 | 0 | 0 | 0 | 0 | 0 | 15 | 17 | 5 | 7 | 25 |
| CORREDERA Nicolas | 1.0 | 2 | 6 | 5 | 5 | 1 | 1 | 0 | 1 | 0 | 0 | 0 | 0 | 0 | 0 | 5 | 10 | 0 | 1 | 28 |
| ROCCA SANDREA Frayne SV,1 | 1.0 | 2 | 1 | 1 | 0 | 0 | 1 | 1 | 0 | 0 | 0 | 0 | 1 | 0 | 0 | 5 | 6 | 2 | 1 | 8 |

| Selección Navarra | IP | H | R | ER | BB | SO | WP | HP | BK | IBB | SH | SF | 2B | 3B | HR | AB | BF | FO | GO | NP |
|----------------------------|-----|---|---|----|----|----|----|----|----|-----|----|----|----|----|----|----|----|----|----|----|
| ALVARADO RIOS Andres L,0-1 | 2.1 | 6 | 6 | 5 | 3 | 1 | 0 | 0 | 0 | 1 | 0 | 0 | 2 | 0 | 1 | 13 | 16 | 3 | 2 | 24 |
| ASURMENDI Aimar | 4.2 | 2 | 2 | 2 | 2 | 5 | 2 | 0 | 0 | 0 | 0 | 0 | 0 | 0 | 0 | 15 | 17 | 2 | 6 | 37 |

Umpires: HP-Cuahtemoc Suarez (ESP), 1B-Santiago Aguilera (ESP)
Scorers: Aida Gimeno (ESP), Sara MARTÍN (ESP)
TC:
Start: 18:03 Time: 2:23 Attendance: 150 Weather: Sunny 21°C
Game Notes: None
Game: 6





Resumen Partido 7

Federación Asturiana vs Selección Madrileña 5 - 21



Campeonato España Béisbol Sub-15 (Selecciones Autonómicas) 2026
Selección Madrileña 21, Federación Asturiana 5 - Composite Box Score
May 01, 2026 at RFEBS (Camp Municipal de Béisbol Carlos Pérez de Rozas)

Selección Madrileña 366 6 - 21 17 1
Federación Asturiana 140 0 - 5 3 4

Selección Madrileña 21

| PLAYER | AB | R | H | BI | 2B | 3B | HR | BB | SB | CS | HP | SH | SF | SO | IBB | KL | GDP | PO | A | E |
|----------------------------|----|----|----|----|----|----|----|----|----|----|----|----|----|----|-----|----|-----|----|---|---|
| CASTILLO Adrian ss | 1 | 2 | 1 | 0 | 0 | 0 | 0 | 1 | 3 | 0 | 0 | 0 | 0 | 0 | 0 | 0 | 0 | 0 | 2 | 0 |
| AMUNDARAY Jesus ph/ss | 2 | 1 | 1 | 1 | 1 | 0 | 0 | 1 | 0 | 0 | 0 | 0 | 0 | 0 | 0 | 0 | 0 | 0 | 0 | 0 |
| RIVERA Randolp r/f | 1 | 2 | 1 | 0 | 0 | 0 | 0 | 1 | 0 | 0 | 0 | 0 | 0 | 0 | 0 | 0 | 0 | 0 | 0 | 0 |
| RAMIREZ DE LA CRUZ G 2b | 1 | 1 | 0 | 0 | 0 | 0 | 0 | 1 | 1 | 0 | 0 | 0 | 0 | 0 | 0 | 0 | 0 | 0 | 1 | 1 |
| HECHAVARRIA Osdaniel c | 3 | 4 | 3 | 4 | 0 | 1 | 1 | 1 | 0 | 0 | 0 | 0 | 0 | 0 | 0 | 0 | 0 | 0 | 9 | 1 |
| ALVAREZ Jesus 3b/1b | 3 | 3 | 1 | 1 | 0 | 0 | 0 | 1 | 0 | 0 | 0 | 0 | 0 | 1 | 0 | 1 | 0 | 1 | 1 | 0 |
| CABRERA Ivan 1b | 1 | 1 | 1 | 1 | 0 | 0 | 0 | 0 | 0 | 0 | 0 | 0 | 1 | 0 | 0 | 0 | 0 | 0 | 0 | 0 |
| ALTAMAR Victor 3b | 1 | 1 | 0 | 0 | 0 | 0 | 0 | 1 | 0 | 0 | 0 | 0 | 0 | 0 | 0 | 0 | 0 | 0 | 0 | 0 |
| CHIRINOS Manuel cf | 2 | 0 | 1 | 0 | 0 | 0 | 0 | 0 | 0 | 0 | 0 | 0 | 0 | 0 | 0 | 0 | 0 | 0 | 0 | 0 |
| BLANCO Sebastian cf | 2 | 2 | 2 | 5 | 0 | 1 | 1 | 0 | 0 | 0 | 0 | 0 | 0 | 0 | 0 | 0 | 0 | 0 | 0 | 1 |
| DE LA CRUZ Bryan 2b/r/f | 3 | 2 | 2 | 1 | 0 | 0 | 0 | 0 | 0 | 0 | 0 | 0 | 0 | 1 | 0 | 0 | 0 | 0 | 0 | 0 |
| FIGUEREDO Josner ph/p | 1 | 1 | 1 | 1 | 0 | 0 | 0 | 0 | 0 | 0 | 0 | 0 | 0 | 0 | 0 | 0 | 0 | 0 | 0 | 0 |
| PUERTA Aaron 1f | 4 | 0 | 1 | 0 | 1 | 0 | 0 | 0 | 0 | 0 | 0 | 0 | 0 | 0 | 0 | 0 | 0 | 0 | 1 | 0 |
| BEAUJON Nicolas p | 1 | 0 | 0 | 0 | 0 | 0 | 0 | 0 | 0 | 0 | 0 | 0 | 0 | 1 | 0 | 0 | 0 | 0 | 0 | 0 |
| DENIS GONZALEZ Diego p/r/f | 3 | 1 | 2 | 1 | 0 | 0 | 0 | 0 | 1 | 0 | 0 | 0 | 0 | 0 | 0 | 0 | 0 | 0 | 0 | 0 |
| Totals | 29 | 21 | 17 | 15 | 2 | 2 | 2 | 7 | 5 | 0 | 0 | 0 | 1 | 3 | 0 | 1 | 0 | 12 | 6 | 1 |

Federación Asturiana 5

| PLAYER | AB | R | H | BI | 2B | 3B | HR | BB | SB | CS | HP | SH | SF | SO | IBB | KL | GDP | PO | A | E |
|--------------------------|----|---|---|----|----|----|----|----|----|----|----|----|----|----|-----|----|-----|----|---|---|
| JORDAN SANCHEZ ALEX p | 0 | 1 | 0 | 0 | 0 | 0 | 0 | 2 | 0 | 0 | 0 | 0 | 0 | 0 | 0 | 0 | 0 | 0 | 0 | 0 |
| LOPEZ CELLERI Jonath 2b | 1 | 0 | 0 | 0 | 0 | 0 | 0 | 0 | 0 | 0 | 0 | 0 | 0 | 1 | 0 | 0 | 0 | 0 | 0 | 0 |
| IBAN Aitor 3b/c | 2 | 1 | 0 | 0 | 0 | 0 | 0 | 0 | 0 | 0 | 0 | 0 | 0 | 1 | 0 | 0 | 0 | 0 | 0 | 0 |
| PEREIRA Yasmín ph | 1 | 0 | 0 | 0 | 0 | 0 | 0 | 0 | 0 | 0 | 0 | 0 | 0 | 1 | 0 | 0 | 0 | 0 | 0 | 0 |
| LORENZO Andres ss | 2 | 1 | 1 | 0 | 0 | 0 | 0 | 0 | 0 | 0 | 0 | 0 | 0 | 0 | 0 | 0 | 0 | 3 | 0 | 2 |
| GONZALEZ JAVIER cf | 1 | 1 | 1 | 1 | 0 | 0 | 1 | 0 | 0 | 0 | 0 | 0 | 0 | 0 | 0 | 0 | 0 | 0 | 0 | 0 |
| RAMOS Soffia 1b | 0 | 0 | 0 | 0 | 0 | 0 | 0 | 0 | 0 | 0 | 0 | 0 | 0 | 0 | 0 | 0 | 0 | 0 | 0 | 0 |
| RODRIGUEZ DOMINGUEZ c/3b | 1 | 0 | 1 | 1 | 0 | 0 | 0 | 1 | 0 | 0 | 0 | 0 | 0 | 0 | 0 | 0 | 0 | 4 | 1 | 1 |
| COLINA SANTIAGO 1b/c/f | 2 | 0 | 0 | 0 | 0 | 0 | 0 | 0 | 0 | 0 | 0 | 0 | 0 | 2 | 0 | 1 | 0 | 1 | 0 | 0 |
| GUTIERREZ Hector rf | 2 | 0 | 0 | 0 | 0 | 0 | 0 | 0 | 0 | 0 | 0 | 0 | 0 | 1 | 0 | 0 | 0 | 0 | 0 | 0 |
| FERNANDEZ Yordi 2b/p | 1 | 1 | 0 | 0 | 0 | 0 | 1 | 0 | 0 | 0 | 0 | 0 | 0 | 1 | 0 | 0 | 0 | 0 | 0 | 0 |
| CASTRO ABOLI NEL 1f | 1 | 0 | 0 | 0 | 0 | 0 | 0 | 0 | 0 | 0 | 0 | 0 | 0 | 1 | 0 | 0 | 0 | 0 | 0 | 1 |
| RODRIGUES LOPES JUAN 1f | 1 | 0 | 0 | 0 | 0 | 0 | 0 | 0 | 0 | 0 | 0 | 0 | 0 | 1 | 0 | 0 | 0 | 0 | 0 | 0 |
| Totals | 15 | 5 | 3 | 2 | 0 | 0 | 0 | 5 | 0 | 0 | 0 | 0 | 0 | 9 | 0 | 1 | 0 | 8 | 1 | 4 |

| Selección Madrileña | IP | H | R | ER | BB | SO | WP | HP | BK | IBB | SH | SF | 2B | 3B | HR | AB | BF | FO | GO | NP |
|------------------------|-----|---|---|----|----|----|----|----|----|-----|----|----|----|----|----|----|----|----|----|----|
| BEAUJON Nicolas | 1.2 | 1 | 3 | 3 | 5 | 3 | 0 | 0 | 2 | 0 | 0 | 0 | 0 | 0 | 0 | 6 | 11 | 1 | 1 | 32 |
| DENIS GONZALEZ Diego | 1.1 | 2 | 2 | 2 | 0 | 3 | 0 | 0 | 0 | 0 | 0 | 0 | 0 | 0 | 0 | 6 | 6 | 0 | 1 | 12 |
| FIGUEREDO Josner W,1-0 | 1.0 | 0 | 0 | 0 | 0 | 3 | 0 | 0 | 0 | 0 | 0 | 0 | 0 | 0 | 0 | 3 | 3 | 0 | 0 | 9 |

| Federación Asturiana | IP | H | R | ER | BB | SO | WP | HP | BK | IBB | SH | SF | 2B | 3B | HR | AB | BF | FO | GO | NP |
|---------------------------|-----|----|----|----|----|----|----|----|----|-----|----|----|----|----|----|----|----|----|----|----|
| JORDAN SANCHEZ ALEX L,0-1 | 1.2 | 7 | 9 | 6 | 2 | 3 | 1 | 0 | 0 | 0 | 0 | 1 | 0 | 1 | 1 | 14 | 17 | 2 | 0 | 30 |
| FERNANDEZ Yordi | 1.0 | 10 | 12 | 11 | 5 | 0 | 6 | 0 | 0 | 0 | 0 | 0 | 2 | 1 | 1 | 15 | 20 | 2 | 2 | 40 |

Umpires: HP-Saúl Lander (ESP), 1B-Javier Orlando Villalobos Hernández (ESP)
Scorers: Anna Tebar (ESP), Sara MARTIN (ESP)
TC:
Start: 9:58 Time: 1:47 Attendance: 125 Weather: Sunny 19°C
Game Notes: None
Game: 7





Resumen Partido 8

Federación Gallega vs Federación Catalana 0 - 14



Campeonato España Béisbol Sub-15 (Selecciones Autonómicas) 2026
Federación Catalana 14, Federación Gallega 0 - Composite Box Score
May 01, 2026 at RFEBS (Estadio Municipal de Béisbol Antonio Hervás)

Federación Catalana 432 32 - 14 12 0
Federación Gallega 000 00 - 0 5 2

Federación Catalana 14

| PLAYER | AB | R | H | BI | 2B | 3B | HR | BB | SB | CS | HP | SH | SF | SO | IBB | KL | GDP | PO | A | E |
|----------------------------|----|----|----|----|----|----|----|----|----|----|----|----|----|----|-----|----|-----|----|---|---|
| SUERO Felipe lf | 3 | 1 | 1 | 0 | 0 | 0 | 0 | 1 | 0 | 0 | 0 | 0 | 0 | 1 | 0 | 0 | 0 | 1 | 0 | 0 |
| GUERRA PAREDES Richa ss | 3 | 2 | 2 | 0 | 0 | 0 | 0 | 0 | 1 | 0 | 0 | 0 | 0 | 0 | 0 | 0 | 0 | 0 | 0 | 0 |
| SUAREZ ZORRILLA FRAN ph/2b | 1 | 0 | 0 | 0 | 0 | 0 | 0 | 0 | 0 | 0 | 0 | 0 | 0 | 0 | 0 | 0 | 0 | 0 | 0 | 1 |
| DE JESUS Jose 3b/ss | 2 | 3 | 1 | 2 | 1 | 0 | 0 | 1 | 0 | 0 | 1 | 0 | 0 | 0 | 0 | 0 | 0 | 2 | 1 | 0 |
| FERNANDEZ Miguel c | 2 | 1 | 2 | 3 | 1 | 0 | 0 | 0 | 0 | 0 | 0 | 0 | 0 | 0 | 0 | 0 | 0 | 0 | 0 | 0 |
| CALDERON RODRIGUEZ J c | 1 | 1 | 0 | 0 | 0 | 0 | 0 | 1 | 0 | 0 | 0 | 0 | 0 | 1 | 0 | 0 | 0 | 4 | 0 | 0 |
| FLORENTINO Bayron 1b | 2 | 1 | 2 | 0 | 0 | 0 | 0 | 0 | 0 | 0 | 0 | 0 | 0 | 0 | 0 | 0 | 0 | 2 | 0 | 0 |
| Se Aaron ph/1b | 0 | 1 | 0 | 0 | 0 | 0 | 0 | 1 | 0 | 0 | 1 | 0 | 0 | 0 | 0 | 0 | 0 | 0 | 0 | 0 |
| PINEDA Cesar 2b/3b | 4 | 2 | 1 | 1 | 0 | 0 | 0 | 0 | 0 | 0 | 0 | 0 | 0 | 0 | 0 | 0 | 0 | 2 | 0 | 0 |
| MERA LIZONDO Andreu cf | 3 | 0 | 1 | 1 | 0 | 0 | 0 | 0 | 0 | 0 | 0 | 0 | 0 | 1 | 0 | 0 | 0 | 2 | 0 | 0 |
| MACIAS Emilio ph/cf | 0 | 0 | 0 | 0 | 0 | 0 | 0 | 1 | 0 | 0 | 0 | 0 | 0 | 0 | 0 | 0 | 0 | 0 | 0 | 0 |
| MEDINA MASSIANI MATH rf | 1 | 0 | 0 | 0 | 0 | 0 | 0 | 1 | 0 | 0 | 0 | 0 | 0 | 0 | 0 | 0 | 0 | 1 | 0 | 0 |
| FABREGAT Lluç pr/rf | 1 | 0 | 0 | 0 | 0 | 0 | 0 | 1 | 0 | 0 | 0 | 0 | 0 | 1 | 0 | 0 | 0 | 0 | 1 | 0 |
| MARCHENA FERNANDEZ I p | 4 | 2 | 2 | 1 | 0 | 0 | 0 | 0 | 0 | 0 | 0 | 0 | 0 | 0 | 0 | 0 | 0 | 0 | 0 | 0 |
| RAMOS Diego p | 0 | 0 | 0 | 0 | 0 | 0 | 0 | 0 | 0 | 0 | 0 | 0 | 0 | 0 | 0 | 0 | 0 | 0 | 0 | 0 |
| Totals | 27 | 14 | 12 | 8 | 2 | 0 | 0 | 7 | 1 | 0 | 2 | 0 | 0 | 4 | 0 | 0 | 0 | 15 | 2 | 0 |

Federación Gallega 0

| PLAYER | AB | R | H | BI | 2B | 3B | HR | BB | SB | CS | HP | SH | SF | SO | IBB | KL | GDP | PO | A | E |
|-------------------------|----|---|---|----|----|----|----|----|----|----|----|----|----|----|-----|----|-----|----|----|---|
| MOLINA CORNIELES Cr1 ss | 3 | 0 | 0 | 0 | 0 | 0 | 0 | 0 | 0 | 0 | 0 | 0 | 0 | 0 | 0 | 0 | 0 | 0 | 5 | 0 |
| LINAREZ MENDOZA Carl rf | 2 | 0 | 1 | 0 | 0 | 0 | 0 | 1 | 0 | 0 | 0 | 0 | 0 | 0 | 0 | 0 | 0 | 0 | 1 | 0 |
| CARBALLIDO PLACER An cf | 3 | 0 | 1 | 0 | 0 | 0 | 0 | 0 | 0 | 0 | 0 | 0 | 0 | 0 | 0 | 0 | 0 | 1 | 1 | 0 |
| COLINA Jesus 3b | 2 | 0 | 0 | 0 | 0 | 0 | 0 | 1 | 0 | 0 | 0 | 0 | 0 | 0 | 0 | 0 | 0 | 2 | 2 | 2 |
| MOLINA ZABALA Joseph 1b | 3 | 0 | 2 | 0 | 0 | 0 | 0 | 0 | 0 | 0 | 0 | 0 | 0 | 0 | 0 | 0 | 0 | 5 | 0 | 0 |
| SILVA GUTIERREZ ANGE 2b | 2 | 0 | 0 | 0 | 0 | 0 | 0 | 0 | 0 | 0 | 0 | 0 | 0 | 2 | 0 | 2 | 0 | 2 | 1 | 0 |
| PAZ CEDEÑO Yoneiber c | 2 | 0 | 0 | 0 | 0 | 0 | 0 | 0 | 0 | 0 | 0 | 0 | 0 | 1 | 0 | 0 | 0 | 4 | 0 | 0 |
| CHACON LOPEZ OLIVER p | 1 | 0 | 0 | 0 | 0 | 0 | 0 | 0 | 0 | 0 | 0 | 0 | 0 | 0 | 0 | 0 | 0 | 0 | 0 | 0 |
| ANDRADE COMTE Salvio p | 1 | 0 | 0 | 0 | 0 | 0 | 0 | 0 | 0 | 0 | 0 | 0 | 0 | 1 | 0 | 0 | 0 | 0 | 0 | 0 |
| OCHOA Allan lf | 1 | 0 | 1 | 0 | 0 | 0 | 0 | 1 | 0 | 0 | 0 | 0 | 0 | 0 | 0 | 0 | 0 | 1 | 0 | 0 |
| Totals | 20 | 0 | 5 | 0 | 0 | 0 | 0 | 3 | 0 | 0 | 0 | 0 | 0 | 4 | 0 | 2 | 0 | 15 | 10 | 2 |

| Federación Catalana | IP | H | R | ER | BB | SO | WP | HP | BK | IBB | SH | SF | 2B | 3B | HR | AB | BF | FO | GO | NP |
|----------------------------|-----|---|---|----|----|----|----|----|----|-----|----|----|----|----|----|----|----|----|----|----|
| MARCHENA FERNANDEZ I W,1-0 | 4.0 | 4 | 0 | 0 | 1 | 4 | 1 | 0 | 0 | 0 | 0 | 0 | 0 | 0 | 0 | 16 | 17 | 7 | 1 | 29 |
| RAMOS Diego | 1.0 | 1 | 0 | 0 | 2 | 0 | 0 | 0 | 0 | 0 | 0 | 0 | 0 | 0 | 0 | 4 | 6 | 2 | 1 | 12 |

| Federación Gallega | IP | H | R | ER | BB | SO | WP | HP | BK | IBB | SH | SF | 2B | 3B | HR | AB | BF | FO | GO | NP |
|---------------------------|-----|---|---|----|----|----|----|----|----|-----|----|----|----|----|----|----|----|----|----|----|
| CHACON LOPEZ OLIVER L,0-1 | 2.0 | 8 | 7 | 5 | 2 | 1 | 1 | 0 | 0 | 0 | 0 | 0 | 1 | 0 | 0 | 15 | 17 | 2 | 3 | 30 |
| ANDRADE COMTE Salvio | 3.0 | 4 | 7 | 7 | 5 | 3 | 5 | 2 | 1 | 0 | 0 | 0 | 1 | 0 | 0 | 12 | 19 | 0 | 5 | 41 |

Umpires: HP-Denny Niño (VEN), 1B-Alejandro Gerardo Orozco Docimo (ITA)
Scorers: Vicent Baldayo (ESP), Sara MARTÍN (ESP)
TC:
Start: 10:04 Time: 1:52 Attendance: 101 Weather: Sunny 21°C
Game Notes: None
Game: 8



Resumen Partido 9



Selección Madrileña vs Castilla y León 9 - 5



Campeonato España Béisbol Sub-15 (Selecciones Autonómicas) 2026
Selección Madrileña 9, Castilla y León 5 - Composite Box Score
May 01, 2026 at RFEBS (Camp Municipal de Béisbol Carlos Pérez de Rozas)

Castilla y León...200 002 1 - 5 7 4
Selección Madrileña211 203 (X) - 9 5 3

Castilla y León 5

| PLAYER | AB | R | H | BI | 2B | 3B | HR | BB | SB | CS | HP | SH | SF | SO | IBB | KL | GDP | PO | A | E |
|----------------------------|----|---|---|----|----|----|----|----|----|----|----|----|----|----|-----|----|-----|----|---|---|
| BUSTAMANTE Luciano p/3b | 4 | 0 | 2 | 1 | 1 | 0 | 0 | 0 | 0 | 0 | 0 | 0 | 0 | 0 | 0 | 0 | 0 | 2 | 2 | 0 |
| ROJAS Santiago ss | 2 | 1 | 0 | 0 | 0 | 0 | 0 | 2 | 0 | 0 | 0 | 0 | 0 | 0 | 1 | 0 | 0 | 1 | 5 | 1 |
| RONDON ARAQUE SANTIA 3b/2b | 3 | 1 | 1 | 0 | 0 | 0 | 0 | 1 | 0 | 0 | 0 | 0 | 0 | 0 | 0 | 0 | 0 | 1 | 0 | 0 |
| DI MUNI Jons 1b/cf/p | 3 | 1 | 1 | 1 | 0 | 0 | 0 | 1 | 0 | 1 | 0 | 0 | 0 | 0 | 0 | 0 | 0 | 5 | 0 | 0 |
| ALVES DA COSTA NAVA c | 4 | 0 | 3 | 1 | 0 | 0 | 0 | 1 | 0 | 0 | 0 | 0 | 1 | 0 | 1 | 0 | 1 | 0 | 5 | 1 |
| PARRA MILAN Javier A cf/1b | 3 | 1 | 0 | 0 | 0 | 0 | 0 | 1 | 0 | 0 | 0 | 0 | 0 | 0 | 0 | 0 | 0 | 2 | 0 | 0 |
| VIANA FUENTES-DAVILA 2b/cf | 2 | 1 | 0 | 0 | 0 | 0 | 1 | 0 | 0 | 0 | 0 | 0 | 1 | 0 | 0 | 0 | 0 | 0 | 1 | 1 |
| EREU SUAREZ DILAN SL ph | 0 | 0 | 0 | 0 | 0 | 0 | 1 | 0 | 0 | 0 | 0 | 0 | 0 | 0 | 0 | 0 | 0 | 0 | 0 | 0 |
| ARNAL RUIZ JADIER JE pr | 0 | 0 | 0 | 0 | 0 | 0 | 0 | 0 | 0 | 0 | 0 | 0 | 0 | 0 | 0 | 0 | 0 | 0 | 0 | 0 |
| GERALDINE NUNEZ JHOR rf | 2 | 0 | 0 | 0 | 0 | 0 | 1 | 0 | 0 | 0 | 1 | 0 | 1 | 0 | 0 | 0 | 0 | 0 | 0 | 1 |
| GREGORIO VALERIO Gab lf | 2 | 0 | 0 | 0 | 0 | 0 | 0 | 0 | 0 | 0 | 0 | 0 | 1 | 0 | 1 | 0 | 0 | 0 | 0 | 0 |
| CAVIA Hugo lf | 1 | 0 | 0 | 0 | 0 | 0 | 0 | 1 | 0 | 0 | 0 | 0 | 0 | 1 | 0 | 0 | 0 | 2 | 0 | 0 |
| Totals | 26 | 5 | 7 | 3 | 1 | 0 | 0 | 8 | 2 | 0 | 1 | 1 | 0 | 5 | 1 | 2 | 0 | 18 | 9 | 4 |

Selección Madrileña 9

| PLAYER | AB | R | H | BI | 2B | 3B | HR | BB | SB | CS | HP | SH | SF | SO | IBB | KL | GDP | PO | A | E |
|------------------------|----|---|---|----|----|----|----|----|----|----|----|----|----|----|-----|----|-----|----|---|---|
| CASTILLO Adrian ss | 2 | 2 | 1 | 1 | 0 | 0 | 0 | 2 | 1 | 0 | 0 | 0 | 0 | 0 | 0 | 0 | 0 | 2 | 0 | 1 |
| AMUNDARAY Jesus 2b | 4 | 1 | 2 | 4 | 1 | 0 | 0 | 1 | 0 | 0 | 0 | 0 | 0 | 1 | 0 | 0 | 0 | 2 | 1 | 0 |
| HECHAVARRIA Osdaniel c | 1 | 2 | 0 | 0 | 0 | 0 | 0 | 2 | 1 | 0 | 1 | 0 | 0 | 0 | 1 | 0 | 0 | 6 | 0 | 0 |
| ALVAREZ Jesus 3b | 2 | 1 | 0 | 0 | 0 | 0 | 0 | 1 | 2 | 0 | 1 | 0 | 0 | 0 | 0 | 0 | 1 | 0 | 1 | 2 |
| CHIRINOS Manuel cf | 3 | 0 | 1 | 0 | 0 | 1 | 0 | 0 | 1 | 0 | 0 | 1 | 0 | 0 | 0 | 0 | 0 | 1 | 1 | 0 |
| CABRERA Ivan p/1b | 3 | 0 | 0 | 0 | 0 | 0 | 0 | 1 | 0 | 0 | 0 | 0 | 0 | 1 | 0 | 0 | 0 | 2 | 4 | 0 |
| RIVERA Randolp rf | 1 | 1 | 0 | 0 | 0 | 0 | 1 | 0 | 0 | 0 | 0 | 0 | 0 | 0 | 0 | 0 | 0 | 0 | 0 | 0 |
| PUERTA Aaron rf | 2 | 0 | 0 | 0 | 0 | 0 | 0 | 0 | 0 | 0 | 0 | 0 | 0 | 1 | 0 | 0 | 0 | 0 | 0 | 0 |
| DE LA CRUZ Bryan 1b | 3 | 1 | 1 | 0 | 0 | 0 | 0 | 0 | 0 | 0 | 0 | 0 | 0 | 0 | 0 | 0 | 0 | 7 | 0 | 0 |
| FIGUEREDO Josner lf | 0 | 0 | 0 | 0 | 0 | 0 | 0 | 0 | 0 | 0 | 0 | 0 | 0 | 0 | 0 | 0 | 0 | 0 | 0 | 0 |
| BLANCO Sebastian lf/p | 2 | 1 | 0 | 0 | 0 | 0 | 1 | 0 | 0 | 0 | 0 | 0 | 0 | 1 | 0 | 0 | 0 | 1 | 0 | 0 |
| ALTAMAR Victor p | 0 | 0 | 0 | 0 | 0 | 0 | 0 | 0 | 0 | 0 | 0 | 0 | 0 | 0 | 0 | 0 | 0 | 0 | 0 | 0 |
| Totals | 23 | 9 | 5 | 5 | 1 | 1 | 0 | 8 | 6 | 0 | 2 | 1 | 0 | 4 | 1 | 0 | 1 | 21 | 7 | 3 |

| Castilla y León | IP | H | R | ER | BB | SO | WP | HP | BK | IBB | SH | SF | 2B | 3B | HR | AB | BF | FO | GO | NP |
|--------------------------|-----|---|---|----|----|----|----|----|----|-----|----|----|----|----|----|----|----|----|----|----|
| BUSTAMANTE Luciano L,0-1 | 5.1 | 5 | 8 | 7 | 7 | 4 | 4 | 1 | 2 | 1 | 1 | 0 | 1 | 1 | 0 | 20 | 29 | 4 | 6 | 64 |
| DI MUNI Jons | 0.2 | 0 | 1 | 0 | 1 | 0 | 0 | 1 | 0 | 0 | 0 | 0 | 0 | 0 | 0 | 3 | 5 | 1 | 1 | 12 |

| Selección Madrileña | IP | H | R | ER | BB | SO | WP | HP | BK | IBB | SH | SF | 2B | 3B | HR | AB | BF | FO | GO | NP |
|---------------------|-----|---|---|----|----|----|----|----|----|-----|----|----|----|----|----|----|----|----|----|----|
| CABRERA Ivan W,1-0 | 6.0 | 6 | 4 | 1 | 7 | 3 | 0 | 0 | 0 | 1 | 1 | 0 | 1 | 0 | 0 | 22 | 30 | 7 | 6 | 53 |
| BLANCO Sebastian | 0.1 | 1 | 1 | 1 | 1 | 0 | 1 | 1 | 1 | 0 | 0 | 0 | 0 | 0 | 0 | 2 | 4 | 1 | 0 | 8 |
| ALTAMAR Victor SV,1 | 0.2 | 0 | 0 | 0 | 0 | 2 | 0 | 0 | 0 | 0 | 0 | 0 | 0 | 0 | 0 | 2 | 2 | 0 | 0 | 7 |

Umpires: HP-Santiago Aguilera (ESP), 1B-Anderson Cabrera (DOM)
Scorers: Anna Tebar (ESP), Sara MARTIN (ESP)
TC:
Start: 13:30 Time: 2:24 Attendance: 210 Weather: Sunny 21°C
Game Notes: None
Game: 9





Resumen Partido 10

Selección Navarra vs Federación Gallega 7 - 11

Campeonato España Béisbol Sub-15 (Selecciones Autonómicas) 2026
Federación Gallega 11, Selección Navarra 7 - Composite Box Score
May 01, 2026 at RFEBS (Estadio Municipal de Béisbol Antonio Hervás)

Federación Gallega 200 200 1 - 11 10 1
Selección Navarra.060 010 0 - 7 5 4

Federación Gallega 11

| PLAYER | AB | R | H | BI | 2B | 3B | HR | BB | SB | CS | HP | SH | SF | SO | IBB | KL | GDP | PO | A | E |
|---------------------------|----|----|----|----|----|----|----|----|----|----|----|----|----|----|-----|----|-----|----|---|---|
| MOLINA CORNIELES Cri ss | 4 | 3 | 2 | 0 | 2 | 0 | 0 | 0 | 0 | 0 | 0 | 0 | 0 | 0 | 0 | 0 | 0 | 0 | 3 | 0 |
| LINAREZ MENDOZA Carl lf/p | 3 | 2 | 1 | 2 | 0 | 0 | 0 | 1 | 1 | 0 | 0 | 0 | 0 | 0 | 0 | 0 | 0 | 0 | 0 | 0 |
| COLINA Jesus 3b | 4 | 2 | 4 | 2 | 0 | 1 | 0 | 0 | 2 | 0 | 0 | 0 | 0 | 0 | 0 | 0 | 0 | 4 | 2 | 1 |
| MOLINA ZABALA Joseph 1b | 3 | 1 | 1 | 2 | 0 | 0 | 0 | 0 | 0 | 0 | 0 | 0 | 1 | 0 | 0 | 0 | 0 | 9 | 0 | 0 |
| CARBALLIDO PLACER An p/lf | 4 | 1 | 1 | 0 | 0 | 0 | 0 | 0 | 0 | 0 | 0 | 0 | 0 | 0 | 0 | 0 | 0 | 1 | 2 | 0 |
| SARDINHA SILVA Manue 2b | 2 | 0 | 0 | 0 | 0 | 0 | 0 | 0 | 0 | 0 | 0 | 0 | 0 | 2 | 0 | 1 | 0 | 0 | 0 | 0 |
| CHACON LOPEZ OLIVER 2b | 1 | 0 | 0 | 0 | 0 | 0 | 1 | 0 | 0 | 0 | 0 | 0 | 0 | 0 | 0 | 0 | 0 | 1 | 0 | 0 |
| LAGO SABORIDO Xavier rf | 1 | 1 | 0 | 0 | 0 | 0 | 2 | 0 | 1 | 0 | 0 | 0 | 0 | 0 | 0 | 0 | 1 | 0 | 0 | 0 |
| VALINÓ Marcelo c | 3 | 0 | 1 | 3 | 0 | 1 | 0 | 0 | 0 | 0 | 0 | 0 | 0 | 1 | 0 | 1 | 0 | 5 | 0 | 0 |
| OCHOA Allan cf | 2 | 1 | 0 | 0 | 0 | 0 | 0 | 1 | 0 | 0 | 0 | 0 | 0 | 1 | 0 | 0 | 0 | 0 | 0 | 0 |
| Totals | 27 | 11 | 10 | 9 | 2 | 2 | 0 | 5 | 3 | 1 | 0 | 0 | 1 | 4 | 0 | 2 | 1 | 20 | 7 | 1 |

Selección Navarra 7

| PLAYER | AB | R | H | BI | 2B | 3B | HR | BB | SB | CS | HP | SH | SF | SO | IBB | KL | GDP | PO | A | E |
|---------------------------|----|---|---|----|----|----|----|----|----|----|----|----|----|----|-----|----|-----|----|----|---|
| TORRES Adrian 2b/p | 3 | 1 | 0 | 0 | 0 | 0 | 0 | 1 | 1 | 0 | 0 | 0 | 0 | 0 | 0 | 0 | 0 | 0 | 2 | 0 |
| ALVARADO RIOS Andres 3b | 4 | 1 | 2 | 2 | 0 | 0 | 0 | 0 | 1 | 0 | 0 | 0 | 0 | 0 | 0 | 0 | 0 | 0 | 3 | 1 |
| ALVAREZ ARMAS Moises ss | 4 | 0 | 0 | 0 | 0 | 0 | 0 | 0 | 1 | 0 | 0 | 0 | 0 | 2 | 0 | 1 | 0 | 4 | 2 | 1 |
| ESPINOLA ALMANZAR FE p/rf | 1 | 1 | 0 | 0 | 0 | 0 | 0 | 2 | 1 | 0 | 0 | 0 | 0 | 1 | 0 | 1 | 0 | 0 | 0 | 1 |
| PEREZ ONECA Mateo rf | 0 | 0 | 0 | 0 | 0 | 0 | 1 | 0 | 0 | 0 | 0 | 0 | 0 | 0 | 0 | 0 | 0 | 0 | 0 | 0 |
| MARTINEZ Inigo 1b | 3 | 0 | 1 | 1 | 0 | 0 | 0 | 1 | 1 | 0 | 0 | 0 | 0 | 1 | 0 | 0 | 0 | 5 | 0 | 0 |
| GIRON Danny cf | 2 | 1 | 0 | 0 | 0 | 0 | 0 | 1 | 1 | 0 | 1 | 0 | 0 | 0 | 0 | 0 | 0 | 5 | 1 | 0 |
| ACAZ Amets lf | 0 | 1 | 0 | 0 | 0 | 0 | 1 | 0 | 0 | 0 | 0 | 0 | 0 | 0 | 0 | 0 | 0 | 0 | 0 | 1 |
| YOLDI Tomas ph/lf | 3 | 0 | 1 | 1 | 0 | 0 | 0 | 0 | 0 | 0 | 0 | 0 | 0 | 0 | 0 | 0 | 0 | 1 | 1 | 0 |
| COLMENTER LUGO Yadie c | 2 | 1 | 1 | 1 | 1 | 0 | 0 | 2 | 2 | 0 | 0 | 0 | 0 | 0 | 0 | 0 | 1 | 5 | 1 | 0 |
| ALONSO Iker rf | 1 | 1 | 0 | 0 | 0 | 0 | 0 | 1 | 0 | 0 | 0 | 0 | 0 | 1 | 0 | 0 | 0 | 0 | 0 | 0 |
| GARRUES Xabier p/2b | 1 | 0 | 0 | 0 | 0 | 0 | 0 | 0 | 0 | 0 | 0 | 0 | 0 | 0 | 0 | 0 | 0 | 0 | 1 | 0 |
| ASURMENDI Aimar ph/2b | 2 | 0 | 0 | 0 | 0 | 0 | 0 | 0 | 0 | 0 | 0 | 0 | 0 | 1 | 0 | 1 | 0 | 0 | 0 | 0 |
| Totals | 26 | 7 | 5 | 5 | 1 | 0 | 0 | 9 | 9 | 0 | 1 | 0 | 0 | 6 | 0 | 3 | 1 | 20 | 11 | 4 |

| Federación Gallega | IP | H | R | ER | BB | SO | WP | HP | BK | IBB | SH | SF | 2B | 3B | HR | AB | BF | FO | GO | NP |
|----------------------------|-----|---|---|----|----|----|----|----|----|-----|----|----|----|----|----|----|----|----|----|----|
| CARBALLIDO PLACER An W,1-0 | 3.2 | 4 | 7 | 7 | 6 | 3 | 3 | 1 | 1 | 0 | 0 | 0 | 1 | 0 | 0 | 16 | 23 | 2 | 6 | 51 |
| LINAREZ MENDOZA Carl SV,1 | 3.0 | 1 | 0 | 0 | 3 | 3 | 1 | 0 | 0 | 0 | 0 | 0 | 0 | 0 | 0 | 10 | 13 | 3 | 3 | 32 |

| Selección Navarra | IP | H | R | ER | BB | SO | WP | HP | BK | IBB | SH | SF | 2B | 3B | HR | AB | BF | FO | GO | NP |
|----------------------|-----|---|---|----|----|----|----|----|----|-----|----|----|----|----|----|----|----|----|----|----|
| ESPINOLA ALMANZAR FE | 2.1 | 4 | 6 | 3 | 3 | 2 | 2 | 0 | 0 | 0 | 0 | 0 | 1 | 1 | 0 | 10 | 13 | 0 | 3 | 28 |
| GARRUES Xabier L,0-1 | 0.1 | 1 | 2 | 0 | 1 | 1 | 0 | 0 | 0 | 0 | 0 | 0 | 0 | 1 | 0 | 3 | 4 | 0 | 0 | 9 |
| TORRES Adrian | 4.0 | 5 | 3 | 3 | 1 | 1 | 2 | 0 | 0 | 0 | 0 | 0 | 1 | 1 | 0 | 14 | 16 | 7 | 2 | 24 |

Umpires: HP-Adolf García (ESP), 1B-Alejandro Gerardo Orozco Docino (ITA)
Scorers: Vicent Baldayo (ESP), Sara MARTIN (ESP)
TC:
Start: 13:33 Time: 2:35 Attendance: 84 Weather: Sunny 21°C
Game Notes: None
Game: 10



Resumen Partido 11



Federación Asturiana vs Comunitat Valenciana 3 - 24



Campeonato España Béisbol Sub-15 (Selecciones Autonómicas) 2026
Comunitat Valenciana 24, Federación Asturiana 3 - Composite Box Score
May 01, 2026 at RFEBS (Camp Municipal de Béisbol Carlos Pérez de Rozas)

Comunitat Valenciana 666 6 - 24 8 0
Federación Asturiana 201 0 - 3 0 8

Comunitat Valenciana 24

| PLAYER | AB | R | H | BI | 2B | 3B | HR | BB | SB | CS | HP | SH | SF | SO | IBB | KL | GDP | PO | A | E | |
|---------------------------|----|----|---|----|----|----|----|----|----|----|----|----|----|----|-----|----|-----|----|----|---|---|
| CASTILLO Luis 2b | 3 | 3 | 0 | 1 | 0 | 0 | 0 | 2 | 0 | 0 | 0 | 0 | 0 | 0 | 0 | 0 | 0 | 0 | 0 | 0 | |
| HERRERO Gonzalo cf | 2 | 3 | 1 | 1 | 0 | 0 | 0 | 1 | 0 | 0 | 1 | 0 | 0 | 0 | 0 | 0 | 0 | 0 | 0 | 0 | |
| REENOCK Lucas 3b | 2 | 4 | 1 | 2 | 0 | 0 | 0 | 2 | 0 | 0 | 0 | 0 | 0 | 0 | 0 | 0 | 0 | 0 | 1 | 0 | |
| LUCAS TURCZYN Daniel p | 1 | 2 | 1 | 1 | 0 | 0 | 0 | 2 | 0 | 0 | 0 | 0 | 0 | 0 | 0 | 0 | 0 | 0 | 0 | 0 | |
| CRUZ AGUIRRE Nayith p | 1 | 1 | 1 | 1 | 0 | 0 | 0 | 0 | 0 | 0 | 0 | 0 | 0 | 0 | 0 | 0 | 0 | 0 | 0 | 0 | |
| BELLO BASTIDA Salvad 1b | 2 | 4 | 0 | 0 | 0 | 0 | 0 | 2 | 0 | 0 | 0 | 0 | 0 | 0 | 0 | 0 | 0 | 0 | 0 | 0 | |
| SPENCE Ethan 1f | 2 | 4 | 2 | 1 | 0 | 0 | 0 | 2 | 0 | 0 | 0 | 0 | 0 | 0 | 0 | 0 | 0 | 0 | 0 | 0 | |
| LINDSTROM Luca ss | 2 | 0 | 1 | 2 | 0 | 0 | 0 | 2 | 0 | 0 | 0 | 0 | 0 | 0 | 0 | 0 | 0 | 0 | 0 | 0 | |
| ORTUNO PEÑA Santiago rf/c | 1 | 0 | 1 | 1 | 0 | 0 | 0 | 3 | 0 | 0 | 0 | 0 | 0 | 0 | 0 | 0 | 0 | 0 | 8 | 0 | |
| PeREZ Jaime c/rf | 1 | 3 | 0 | 1 | 0 | 0 | 0 | 2 | 0 | 0 | 1 | 0 | 0 | 0 | 0 | 0 | 0 | 0 | 3 | 0 | |
| Totals | 17 | 24 | 8 | 11 | 0 | 0 | 0 | 18 | 0 | 0 | 2 | 0 | 0 | 0 | 0 | 0 | 0 | 0 | 12 | 0 | 0 |

Federación Asturiana 3

| PLAYER | AB | R | H | BI | 2B | 3B | HR | BB | SB | CS | HP | SH | SF | SO | IBB | KL | GDP | PO | A | E |
|----------------------------|----|---|---|----|----|----|----|----|----|----|----|----|----|----|-----|----|-----|----|---|---|
| IBaN Aitor 1f/cf/2b | 2 | 1 | 0 | 0 | 0 | 0 | 0 | 1 | 1 | 0 | 0 | 0 | 0 | 1 | 0 | 0 | 0 | 0 | 0 | 1 |
| LORENZO Andres ss | 0 | 2 | 0 | 0 | 0 | 0 | 0 | 2 | 1 | 0 | 0 | 0 | 0 | 0 | 0 | 0 | 0 | 1 | 2 | 1 |
| GONZALEZ JAVIER cf | 1 | 0 | 0 | 0 | 0 | 0 | 0 | 0 | 0 | 0 | 0 | 0 | 0 | 1 | 0 | 0 | 0 | 0 | 0 | 0 |
| RODRIGUES LOPES JUAN 1f/1f | 0 | 0 | 0 | 0 | 0 | 0 | 0 | 1 | 0 | 0 | 0 | 0 | 0 | 0 | 0 | 0 | 0 | 0 | 0 | 0 |
| RODRIGUEZ DOMINGUEZ c | 1 | 0 | 0 | 0 | 0 | 0 | 0 | 1 | 0 | 0 | 0 | 0 | 0 | 1 | 0 | 1 | 0 | 0 | 0 | 0 |
| RAMOS Sopfia 1b | 1 | 0 | 0 | 0 | 0 | 0 | 0 | 1 | 1 | 0 | 0 | 0 | 0 | 1 | 0 | 0 | 0 | 1 | 0 | 1 |
| GUTIERREZ Hector rf/p/cf | 2 | 0 | 0 | 0 | 0 | 0 | 0 | 0 | 0 | 0 | 0 | 0 | 0 | 2 | 0 | 2 | 0 | 1 | 0 | 1 |
| COLINA SANTIAGO p/rf | 2 | 0 | 0 | 0 | 0 | 0 | 0 | 0 | 0 | 0 | 0 | 0 | 0 | 2 | 0 | 1 | 0 | 0 | 0 | 0 |
| FERNANDEZ Yordi 3b | 1 | 0 | 0 | 0 | 0 | 0 | 0 | 1 | 0 | 0 | 0 | 0 | 0 | 1 | 0 | 1 | 0 | 0 | 0 | 0 |
| LoPEZ CELLERI Jonath 2b/p | 2 | 0 | 0 | 0 | 0 | 0 | 0 | 0 | 0 | 0 | 0 | 0 | 0 | 2 | 0 | 2 | 0 | 2 | 1 | 4 |
| Totals | 12 | 3 | 0 | 0 | 0 | 0 | 0 | 7 | 3 | 0 | 0 | 0 | 0 | 11 | 0 | 7 | 0 | 5 | 3 | 8 |

Comunitat Valenciana

| | IP | H | R | ER | BB | SO | WP | HP | BK | IBB | SH | SF | 2B | 3B | HR | AB | BF | FO | GO | NP |
|---------------------------|-----|---|---|----|----|----|----|----|----|-----|----|----|----|----|----|----|----|----|----|----|
| LUCAS TURCZYN Daniel | 2.0 | 0 | 3 | 3 | 6 | 6 | 5 | 0 | 0 | 0 | 0 | 0 | 0 | 0 | 0 | 6 | 12 | 0 | 0 | 45 |
| CRUZ AGUIRRE Nayith W,2-0 | 2.0 | 0 | 0 | 0 | 1 | 5 | 1 | 0 | 0 | 0 | 0 | 0 | 0 | 0 | 0 | 6 | 7 | 1 | 0 | 21 |

Federación Asturiana

| | IP | H | R | ER | BB | SO | WP | HP | BK | IBB | SH | SF | 2B | 3B | HR | AB | BF | FO | GO | NP |
|-----------------------|-----|---|----|----|----|----|----|----|----|-----|----|----|----|----|----|----|----|----|----|----|
| COLINA SANTIAGO L,0-1 | 0.1 | 4 | 12 | 10 | 8 | 0 | 10 | 1 | 0 | 0 | 0 | 0 | 0 | 0 | 0 | 7 | 16 | 0 | 1 | 44 |
| GUTIERREZ Hector | 1.0 | 3 | 11 | 4 | 8 | 0 | 7 | 0 | 0 | 0 | 0 | 0 | 0 | 0 | 0 | 8 | 16 | 1 | 2 | 42 |
| LoPEZ CELLERI Jonath | 0.1 | 1 | 1 | 1 | 2 | 0 | 1 | 1 | 0 | 0 | 0 | 0 | 0 | 0 | 0 | 2 | 5 | 1 | 0 | 11 |

Umpires: HP-Anderson Cabrera (DOM), 1B-Santiago Aguilera (ESP)

Scorers: Elisabet SALVADOR (ESP), Sara MARTIN (ESP)

TC:

Start: 17:02 Time: 2:13 Attendance: 150 Weather: Cloudy 19°C

Game Notes: None

Game: 11



Resumen Partido 12

Aragón vs Federación Catalana 7 - 14



Campeonato España Béisbol Sub-15 (Selecciones Autonómicas) 2026
Federación Catalana 14, Aragón 7 - Composite Box Score
May 01, 2026 at RFEBs (Estadio Municipal de Béisbol Antonio Hervás)

Federación Catalana 362 012 - 14 12 0
Aragón.....113 101 - 7 9 6

Federación Catalana 14

| PLAYER | AB | R | H | BI | 2B | 3B | HR | BB | SB | CS | HP | SH | SF | SO | IBB | KL | GDP | PO | A | E |
|----------------------------|----|----|----|----|----|----|----|----|----|----|----|----|----|----|-----|----|-----|----|---|---|
| SUERO Felipe rf | 1 | 2 | 0 | 1 | 0 | 0 | 0 | 1 | 1 | 0 | 0 | 0 | 0 | 0 | 0 | 0 | 0 | 2 | 0 | 0 |
| FABREGAT Lluç ph/rf/p | 3 | 2 | 1 | 0 | 0 | 0 | 0 | 0 | 0 | 0 | 0 | 0 | 0 | 0 | 0 | 0 | 0 | 0 | 0 | 0 |
| CERRADELO Lucas ss | 5 | 1 | 2 | 0 | 0 | 0 | 0 | 0 | 1 | 0 | 0 | 0 | 0 | 1 | 0 | 1 | 0 | 0 | 3 | 0 |
| DE JESUS Jose lf | 1 | 2 | 0 | 0 | 0 | 0 | 0 | 1 | 2 | 0 | 0 | 0 | 0 | 0 | 0 | 0 | 0 | 0 | 0 | 0 |
| FLORENTINO Bayron p/rf | 2 | 0 | 1 | 1 | 0 | 0 | 0 | 0 | 0 | 0 | 0 | 0 | 0 | 0 | 0 | 0 | 0 | 0 | 0 | 0 |
| PINEDA Cesar pr/rf | 0 | 0 | 0 | 0 | 0 | 0 | 0 | 0 | 0 | 0 | 0 | 0 | 0 | 0 | 0 | 0 | 0 | 0 | 0 | 0 |
| FERNANDEZ Miguel c | 3 | 1 | 2 | 2 | 1 | 0 | 0 | 0 | 0 | 0 | 0 | 0 | 0 | 1 | 0 | 1 | 0 | 2 | 0 | 0 |
| CALDERON RODRIGUEZ J c | 1 | 0 | 0 | 1 | 0 | 0 | 0 | 0 | 0 | 0 | 0 | 0 | 0 | 0 | 0 | 0 | 0 | 3 | 0 | 0 |
| MACIAS Emilio 3b | 3 | 1 | 2 | 0 | 1 | 0 | 0 | 1 | 0 | 0 | 0 | 0 | 0 | 0 | 0 | 0 | 0 | 0 | 1 | 2 |
| RAMOS Diego cf | 1 | 0 | 0 | 0 | 0 | 0 | 0 | 2 | 0 | 0 | 0 | 0 | 0 | 0 | 0 | 0 | 0 | 0 | 0 | 0 |
| MARCHENA FERNANDEZ I cf | 1 | 0 | 0 | 0 | 0 | 0 | 0 | 0 | 0 | 0 | 0 | 0 | 0 | 0 | 0 | 0 | 0 | 1 | 1 | 0 |
| Se Aaron 1b | 4 | 1 | 1 | 1 | 0 | 0 | 0 | 0 | 0 | 0 | 0 | 0 | 0 | 0 | 0 | 0 | 0 | 1 | 6 | 0 |
| MEDINA MASSIANI MATH p/lf | 3 | 3 | 2 | 0 | 0 | 1 | 0 | 1 | 0 | 0 | 0 | 0 | 0 | 0 | 0 | 0 | 0 | 0 | 0 | 0 |
| SUAREZ ZORRILLA FRAN 2b | 1 | 1 | 0 | 0 | 0 | 0 | 1 | 1 | 0 | 0 | 0 | 0 | 0 | 0 | 0 | 0 | 0 | 2 | 2 | 0 |
| GUERRA PAREDES Richa ph/2b | 1 | 0 | 1 | 1 | 0 | 0 | 0 | 0 | 0 | 0 | 0 | 0 | 1 | 0 | 0 | 0 | 0 | 0 | 1 | 0 |
| Totals | 30 | 14 | 12 | 7 | 3 | 1 | 0 | 7 | 5 | 0 | 0 | 0 | 1 | 2 | 0 | 2 | 1 | 18 | 8 | 0 |

Aragón 7

| PLAYER | AB | R | H | BI | 2B | 3B | HR | BB | SB | CS | HP | SH | SF | SO | IBB | KL | GDP | PO | A | E |
|----------------------------|----|---|---|----|----|----|----|----|----|----|----|----|----|----|-----|----|-----|----|----|---|
| VARGAS RIVERA Jass D ss | 4 | 1 | 3 | 1 | 2 | 0 | 0 | 0 | 0 | 0 | 0 | 0 | 0 | 0 | 0 | 0 | 0 | 0 | 4 | 3 |
| CORREDERA Nicolas rf | 3 | 0 | 0 | 1 | 0 | 0 | 0 | 0 | 0 | 0 | 0 | 0 | 1 | 1 | 0 | 0 | 0 | 0 | 0 | 0 |
| DIARTE NIETO Urbez 3b | 2 | 3 | 2 | 0 | 0 | 1 | 0 | 2 | 2 | 0 | 0 | 0 | 0 | 0 | 0 | 0 | 0 | 0 | 1 | 0 |
| RODRIGUEZ Dayron 1b | 2 | 1 | 1 | 1 | 0 | 0 | 0 | 2 | 0 | 0 | 0 | 0 | 0 | 1 | 0 | 1 | 0 | 4 | 0 | 0 |
| CONSEJO Mariano p/cf | 3 | 0 | 0 | 1 | 0 | 0 | 0 | 0 | 0 | 0 | 0 | 0 | 0 | 0 | 0 | 0 | 0 | 2 | 2 | 0 |
| MEDINA VALERA Abraha lf | 1 | 0 | 0 | 0 | 0 | 0 | 0 | 0 | 0 | 0 | 0 | 0 | 0 | 0 | 0 | 0 | 0 | 0 | 0 | 0 |
| ROCCA Fraynder 2b/cf | 3 | 1 | 1 | 1 | 0 | 0 | 0 | 1 | 0 | 0 | 0 | 0 | 0 | 0 | 0 | 0 | 0 | 5 | 3 | 2 |
| SIERRA SOLANO Santia c | 3 | 0 | 1 | 1 | 0 | 0 | 0 | 0 | 0 | 0 | 0 | 0 | 2 | 0 | 1 | 0 | 4 | 0 | 1 | 0 |
| TISAIRE SALVATIERRA cf/lf | 1 | 1 | 0 | 0 | 0 | 0 | 1 | 0 | 0 | 0 | 0 | 0 | 0 | 0 | 0 | 0 | 0 | 0 | 0 | 0 |
| ROCCA SANDREA Frayne ph/2b | 1 | 0 | 0 | 0 | 0 | 0 | 0 | 0 | 0 | 0 | 0 | 0 | 0 | 0 | 0 | 0 | 0 | 2 | 0 | 0 |
| VISUS Nicolas lf/p | 2 | 0 | 1 | 1 | 0 | 0 | 0 | 1 | 0 | 0 | 0 | 0 | 0 | 1 | 0 | 1 | 0 | 0 | 0 | 0 |
| Totals | 25 | 7 | 9 | 7 | 2 | 1 | 0 | 7 | 2 | 0 | 0 | 0 | 1 | 5 | 0 | 3 | 0 | 17 | 10 | 6 |

| Federación Catalana | IP | H | R | ER | BB | SO | WP | HP | BK | IBB | SH | SF | 2B | 3B | HR | AB | BF | FO | GO | NP |
|----------------------|-----|---|---|----|----|----|----|----|----|-----|----|----|----|----|----|----|----|----|----|----|
| MEDINA MASSIANI MATH | 1.2 | 1 | 2 | 2 | 3 | 2 | 1 | 0 | 0 | 0 | 0 | 1 | 1 | 0 | 0 | 5 | 9 | 1 | 2 | 24 |
| FLORENTINO Bayron | 2.0 | 5 | 4 | 4 | 4 | 0 | 3 | 0 | 0 | 0 | 0 | 0 | 0 | 0 | 0 | 11 | 15 | 1 | 5 | 29 |
| FABREGAT Lluç W,1-0 | 2.1 | 3 | 1 | 1 | 0 | 3 | 1 | 0 | 0 | 0 | 0 | 0 | 1 | 1 | 0 | 9 | 9 | 2 | 1 | 15 |

| Aragón | IP | H | R | ER | BB | SO | WP | HP | BK | IBB | SH | SF | 2B | 3B | HR | AB | BF | FO | GO | NP |
|-----------------------|-----|----|----|----|----|----|----|----|----|-----|----|----|----|----|----|----|----|----|----|----|
| CONSEJO Mariano L,0-1 | 0.1 | 1 | 3 | 3 | 4 | 1 | 4 | 0 | 0 | 0 | 0 | 0 | 0 | 0 | 0 | 2 | 6 | 0 | 0 | 22 |
| VISUS Nicolas | 5.1 | 11 | 11 | 3 | 3 | 1 | 1 | 0 | 0 | 0 | 0 | 1 | 3 | 1 | 0 | 28 | 32 | 6 | 8 | 48 |

Umpires: HP-Alejandro Gerardo Orozco Docimo (ITA), 1B-Adolf García (ESP)
Scorers: Vicent Baldayo (ESP), Sara MARTIN (ESP), Sonia Benedicto (ESP)
TC:
Start: 17:00 Time: 2:30 Attendance: 101 Weather: Cloudy 21°C
Game Notes: None
Game: 12





Resumen Partido 13

Federación Asturiana vs Selección Navarra 0 - 16



Campeonato España Béisbol Sub-15 (Selecciones Autonómicas) 2026
 Selección Navarra 16, Federación Asturiana 0 - Composite Box Score
 May 02, 2026 at RFEBS (Camp Municipal de Béisbol Carlos Pérez de Rozas)

 Selección Navarra.615 4 - 16 7 0
 Federación Asturiana.000 0 - 0 1 6

Selección Navarra 16

| PLAYER | AB | R | H | BI | 2B | 3B | HR | BB | SB | CS | HP | SH | SF | SO | IBB | KL | GDP | PO | A | E |
|-------------------------|----|----|---|----|----|----|----|----|----|----|----|----|----|----|-----|----|-----|----|---|---|
| TORRES Adrian rf | 4 | 3 | 4 | 1 | 0 | 0 | 0 | 0 | 1 | 0 | 0 | 0 | 0 | 0 | 0 | 0 | 0 | 1 | 0 | 0 |
| ALVARADO RIOS Andres 3b | 1 | 3 | 1 | 1 | 0 | 0 | 0 | 2 | 3 | 0 | 0 | 0 | 0 | 0 | 0 | 0 | 0 | 0 | 0 | 0 |
| ASURMENDI Aimar ph/3b | 0 | 0 | 0 | 1 | 0 | 0 | 0 | 1 | 0 | 0 | 0 | 0 | 0 | 0 | 0 | 0 | 0 | 0 | 0 | 0 |
| ALVAREZ ARMAS Moises ss | 3 | 3 | 2 | 2 | 0 | 0 | 0 | 1 | 2 | 0 | 0 | 0 | 0 | 0 | 0 | 0 | 0 | 0 | 0 | 0 |
| ESPINOLA ALMANZAR FE lf | 1 | 1 | 0 | 0 | 0 | 0 | 0 | 1 | 0 | 0 | 0 | 0 | 0 | 0 | 0 | 0 | 0 | 0 | 0 | 0 |
| ALONSO Iker ph/lf | 2 | 0 | 0 | 0 | 0 | 0 | 0 | 0 | 0 | 0 | 0 | 0 | 0 | 1 | 0 | 0 | 0 | 0 | 0 | 0 |
| COLMENTER LUGO Yadie c | 1 | 1 | 0 | 1 | 0 | 0 | 0 | 2 | 0 | 0 | 0 | 0 | 0 | 1 | 0 | 1 | 0 | 1 | 0 | 0 |
| YOLDI Tomas ph/c | 1 | 0 | 0 | 0 | 0 | 0 | 0 | 0 | 0 | 0 | 0 | 0 | 0 | 0 | 0 | 0 | 0 | 0 | 3 | 0 |
| MARTINEZ Inigo p | 2 | 0 | 0 | 0 | 0 | 0 | 0 | 1 | 0 | 0 | 1 | 0 | 0 | 0 | 0 | 0 | 0 | 0 | 0 | 0 |
| GIRON Danny cf | 1 | 2 | 0 | 0 | 0 | 0 | 0 | 0 | 0 | 0 | 1 | 0 | 0 | 0 | 0 | 0 | 0 | 0 | 0 | 0 |
| ILUNDAIN Aretx ph/cf | 2 | 0 | 0 | 0 | 0 | 0 | 0 | 0 | 0 | 0 | 0 | 0 | 0 | 0 | 0 | 0 | 0 | 0 | 0 | 0 |
| ALVAREZ CORDERO JOSE 2b | 1 | 1 | 0 | 1 | 0 | 0 | 0 | 2 | 0 | 0 | 0 | 0 | 0 | 0 | 0 | 0 | 0 | 0 | 0 | 0 |
| GARRUES Xabier 2b | 0 | 0 | 0 | 0 | 0 | 0 | 0 | 0 | 0 | 0 | 0 | 0 | 0 | 0 | 0 | 0 | 0 | 0 | 0 | 0 |
| URDIAIN Pol 1b | 0 | 2 | 0 | 1 | 0 | 0 | 0 | 2 | 0 | 0 | 1 | 0 | 0 | 0 | 0 | 0 | 0 | 0 | 0 | 0 |
| Totals | 19 | 16 | 7 | 8 | 0 | 0 | 0 | 12 | 6 | 0 | 3 | 0 | 0 | 2 | 0 | 1 | 0 | 12 | 0 | 0 |

Federación Asturiana 0

| PLAYER | AB | R | H | BI | 2B | 3B | HR | BB | SB | CS | HP | SH | SF | SO | IBB | KL | GDP | PO | A | E |
|-------------------------|----|---|---|----|----|----|----|----|----|----|----|----|----|----|-----|----|-----|----|---|---|
| IBaN Aitor ss/p | 1 | 0 | 0 | 0 | 0 | 0 | 0 | 0 | 0 | 0 | 1 | 0 | 0 | 1 | 0 | 1 | 0 | 2 | 0 | 0 |
| LORENZO Andres p/ss | 2 | 0 | 1 | 0 | 0 | 0 | 0 | 0 | 2 | 0 | 0 | 0 | 0 | 0 | 0 | 0 | 0 | 3 | 1 | 1 |
| RODRIGUEZ DOMINGUEZ c | 1 | 0 | 0 | 0 | 0 | 0 | 0 | 1 | 0 | 0 | 0 | 0 | 0 | 1 | 0 | 0 | 0 | 2 | 0 | 0 |
| GUTIERREZ Hector 1b | 2 | 0 | 0 | 0 | 0 | 0 | 0 | 0 | 0 | 0 | 0 | 0 | 0 | 2 | 0 | 2 | 0 | 2 | 0 | 2 |
| RAMOS Soppia lf | 1 | 0 | 0 | 0 | 0 | 0 | 0 | 0 | 0 | 0 | 0 | 0 | 0 | 1 | 0 | 1 | 0 | 0 | 0 | 0 |
| RODRIGUES LOPES JUAN lf | 1 | 0 | 0 | 0 | 0 | 0 | 0 | 0 | 0 | 0 | 0 | 0 | 0 | 1 | 0 | 1 | 0 | 0 | 0 | 0 |
| FERNANDEZ Yordi 3b | 1 | 0 | 0 | 0 | 0 | 0 | 0 | 0 | 0 | 0 | 0 | 0 | 0 | 1 | 0 | 1 | 0 | 0 | 0 | 1 |
| JORDAN SANCHEZ ALEX ph | 1 | 0 | 0 | 0 | 0 | 0 | 0 | 0 | 0 | 0 | 0 | 0 | 0 | 1 | 0 | 0 | 0 | 0 | 0 | 0 |
| COLINA SANTIAGO cf | 1 | 0 | 0 | 0 | 0 | 0 | 0 | 0 | 0 | 0 | 0 | 0 | 0 | 1 | 0 | 0 | 0 | 0 | 0 | 0 |
| GONZALEZ JAVIER cf | 0 | 0 | 0 | 0 | 0 | 0 | 0 | 0 | 0 | 0 | 0 | 0 | 0 | 0 | 0 | 0 | 0 | 0 | 0 | 0 |
| LoPEZ CELLERI Jonath 2b | 1 | 0 | 0 | 0 | 0 | 0 | 0 | 0 | 0 | 0 | 0 | 0 | 0 | 1 | 0 | 0 | 0 | 1 | 0 | 1 |
| PEREIRA Yasmin rf | 1 | 0 | 0 | 0 | 0 | 0 | 0 | 0 | 0 | 0 | 0 | 0 | 0 | 1 | 0 | 0 | 0 | 0 | 0 | 1 |
| AZAUSTRE Evelyn rf | 0 | 0 | 0 | 0 | 0 | 0 | 0 | 0 | 0 | 0 | 0 | 0 | 0 | 0 | 0 | 0 | 0 | 0 | 0 | 0 |
| Totals | 13 | 0 | 1 | 0 | 0 | 0 | 0 | 1 | 2 | 0 | 1 | 0 | 0 | 11 | 0 | 6 | 0 | 10 | 1 | 6 |

| Selección Navarra | IP | H | R | ER | BB | SO | WP | HP | BK | IBB | SH | SF | 2B | 3B | HR | AB | BF | FO | GO | NP |
|----------------------|-----|---|---|----|----|----|----|----|----|-----|----|----|----|----|----|----|----|----|----|----|
| MARTINEZ Inigo W,1-1 | 4.0 | 1 | 0 | 0 | 1 | 11 | 1 | 1 | 0 | 0 | 0 | 0 | 0 | 0 | 0 | 13 | 15 | 1 | 0 | 42 |

| Federación Asturiana | IP | H | R | ER | BB | SO | WP | HP | BK | IBB | SH | SF | 2B | 3B | HR | AB | BF | FO | GO | NP |
|----------------------|-----|---|----|----|----|----|----|----|----|-----|----|----|----|----|----|----|----|----|----|----|
| LORENZO Andres L,0-2 | 2.1 | 6 | 12 | 9 | 9 | 1 | 2 | 2 | 1 | 0 | 0 | 0 | 0 | 0 | 0 | 14 | 25 | 6 | 0 | 61 |
| IBaN Aitor | 1.0 | 1 | 4 | 2 | 3 | 1 | 1 | 1 | 0 | 0 | 0 | 0 | 0 | 0 | 0 | 5 | 9 | 1 | 1 | 20 |

Umpires: HP-Javier Hipólito Villalobos Eduarte (ESP), 1B-Denny Niño (VEN)
 Scorers: Anna Tebar (ESP), Sara MARTIN (ESP), Vicent Baldayo (ESP)
 TC:
 Start: 9:59 Time: 1:37 Attendance: 80 Weather: Cloudy 18°C
 Game Notes: None
 Game: 13





Resumen Partido 14

Federación Gallega vs Castilla y León 3 - 9



Campeonato España Béisbol Sub-15 (Selecciones Autonómicas) 2026
Castilla y León 9, Federación Gallega 3 - Composite Box Score
May 02, 2026 at RFEBS (Estadio Municipal de Béisbol Antonio Hervás)

Castilla y León...603 0 - 9 5 2
Federación Gallega200 1 - 3 6 4

Castilla y León 9

| PLAYER | AB | R | H | BI | 2B | 3B | HR | BB | SB | CS | HP | SH | SF | SO | IBB | KL | GDP | PO | A | E |
|----------------------------|----|---|---|----|----|----|----|----|----|----|----|----|----|----|-----|----|-----|----|---|---|
| BUSTAMANTE Luciano ss | 2 | 2 | 1 | 0 | 0 | 1 | 0 | 1 | 0 | 0 | 0 | 0 | 0 | 0 | 0 | 0 | 0 | 0 | 0 | 1 |
| DI MUNI Jons p/cf | 2 | 0 | 1 | 2 | 0 | 1 | 0 | 1 | 0 | 0 | 0 | 0 | 0 | 0 | 0 | 0 | 0 | 2 | 0 | 0 |
| ALVES DA COSTA NAVA 1b | 3 | 1 | 1 | 0 | 0 | 0 | 0 | 0 | 0 | 0 | 0 | 0 | 0 | 1 | 0 | 0 | 0 | 0 | 0 | 0 |
| ROJAS Santiago 3b | 2 | 1 | 0 | 0 | 0 | 0 | 0 | 1 | 1 | 0 | 0 | 0 | 0 | 0 | 0 | 0 | 0 | 2 | 0 | 0 |
| RONDON ARAQUE SANTIA 2b/p | 3 | 1 | 1 | 1 | 0 | 0 | 0 | 0 | 0 | 0 | 0 | 0 | 0 | 0 | 0 | 0 | 0 | 1 | 0 | 0 |
| PARRA MILAN Javier A c | 1 | 2 | 0 | 0 | 0 | 0 | 2 | 4 | 0 | 0 | 0 | 0 | 0 | 1 | 0 | 0 | 0 | 4 | 0 | 0 |
| ARNAL RUIZ JADIER JE rf | 2 | 0 | 0 | 0 | 0 | 0 | 0 | 0 | 0 | 0 | 0 | 0 | 0 | 2 | 0 | 0 | 0 | 1 | 1 | 1 |
| GREGORIO VALERIO Gab rf | 1 | 0 | 0 | 0 | 0 | 0 | 0 | 0 | 0 | 0 | 0 | 0 | 0 | 1 | 0 | 0 | 0 | 0 | 0 | 0 |
| GERALDINE NUNEZ JHOR rf | 0 | 0 | 0 | 0 | 0 | 0 | 0 | 0 | 0 | 0 | 0 | 0 | 0 | 0 | 0 | 0 | 0 | 0 | 0 | 0 |
| CAVIA Hugo lf | 1 | 1 | 0 | 0 | 0 | 0 | 0 | 1 | 1 | 0 | 0 | 0 | 0 | 1 | 0 | 0 | 0 | 0 | 0 | 0 |
| EREU SUAREZ DILAN SL ph/lf | 1 | 0 | 0 | 0 | 0 | 0 | 0 | 0 | 0 | 0 | 0 | 0 | 0 | 1 | 0 | 1 | 0 | 0 | 1 | 0 |
| VIANA FUENTES-DAVILA cf/2b | 1 | 1 | 1 | 0 | 0 | 0 | 0 | 1 | 1 | 0 | 0 | 0 | 0 | 0 | 0 | 0 | 0 | 2 | 0 | 0 |
| Totals | 19 | 9 | 5 | 3 | 0 | 2 | 0 | 7 | 7 | 0 | 0 | 0 | 0 | 7 | 0 | 1 | 0 | 12 | 2 | 2 |

Federación Gallega 3

| PLAYER | AB | R | H | BI | 2B | 3B | HR | BB | SB | CS | HP | SH | SF | SO | IBB | KL | GDP | PO | A | E |
|----------------------------|----|---|---|----|----|----|----|----|----|----|----|----|----|----|-----|----|-----|----|---|---|
| MOLINA CORNIELES Cri ss | 2 | 1 | 0 | 0 | 0 | 0 | 0 | 1 | 0 | 0 | 0 | 0 | 0 | 2 | 0 | 1 | 0 | 1 | 1 | 0 |
| LINAREZ MENDOZA Carl rf/3b | 3 | 0 | 0 | 0 | 0 | 0 | 0 | 0 | 0 | 0 | 0 | 0 | 0 | 0 | 0 | 0 | 0 | 0 | 0 | 1 |
| CARBALLIDO PLACER An cf | 3 | 1 | 1 | 0 | 0 | 0 | 0 | 0 | 0 | 0 | 0 | 0 | 0 | 0 | 0 | 0 | 0 | 0 | 0 | 0 |
| COLINA Jesus 3b/p/rf | 2 | 0 | 1 | 0 | 0 | 1 | 0 | 0 | 0 | 0 | 0 | 0 | 0 | 0 | 0 | 0 | 0 | 0 | 0 | 1 |
| MOLINA ZABALA Joseph 1b | 2 | 0 | 1 | 0 | 0 | 0 | 0 | 0 | 0 | 0 | 0 | 0 | 0 | 0 | 0 | 0 | 0 | 3 | 0 | 0 |
| CHACON LOPEZ OLIVER 2b | 2 | 0 | 1 | 0 | 0 | 0 | 0 | 0 | 0 | 0 | 0 | 0 | 0 | 0 | 0 | 0 | 0 | 0 | 0 | 0 |
| VALINO Marcelo c | 2 | 1 | 1 | 0 | 0 | 0 | 0 | 0 | 0 | 0 | 0 | 0 | 0 | 1 | 0 | 0 | 0 | 7 | 0 | 2 |
| RICO CEPEDA Gabriel p/3b | 0 | 0 | 0 | 0 | 0 | 0 | 1 | 0 | 0 | 0 | 0 | 0 | 0 | 0 | 0 | 0 | 0 | 0 | 0 | 0 |
| LAGO SABORIDO Xavier p | 0 | 0 | 0 | 0 | 0 | 0 | 1 | 0 | 0 | 0 | 0 | 0 | 0 | 0 | 0 | 0 | 0 | 0 | 0 | 0 |
| OCHOA Allan lf | 1 | 0 | 1 | 0 | 0 | 0 | 0 | 1 | 0 | 0 | 0 | 0 | 0 | 0 | 0 | 0 | 0 | 0 | 0 | 0 |
| Totals | 17 | 3 | 6 | 0 | 0 | 1 | 0 | 4 | 0 | 0 | 0 | 0 | 0 | 3 | 0 | 1 | 0 | 11 | 1 | 4 |

Castilla y León

| | IP | H | R | ER | BB | SO | WP | HP | BK | IBB | SH | SF | 2B | 3B | HR | AB | BF | FO | GO | NP |
|----------------------|-----|---|---|----|----|----|----|----|----|-----|----|----|----|----|----|----|----|----|----|----|
| DI MUNI Jons W,1-0 | 3.0 | 6 | 3 | 2 | 4 | 2 | 1 | 0 | 1 | 0 | 0 | 0 | 0 | 1 | 0 | 14 | 18 | 6 | 0 | 35 |
| RONDON ARAQUE SANTIA | 1.0 | 0 | 0 | 0 | 0 | 1 | 0 | 0 | 0 | 0 | 0 | 0 | 0 | 0 | 0 | 3 | 3 | 1 | 0 | 5 |

Federación Gallega

| | IP | H | R | ER | BB | SO | WP | HP | BK | IBB | SH | SF | 2B | 3B | HR | AB | BF | FO | GO | NP |
|---------------------------|-----|---|---|----|----|----|----|----|----|-----|----|----|----|----|----|----|----|----|----|----|
| RICO CEPEDA Gabriel L,0-1 | 0.1 | 2 | 4 | 3 | 1 | 0 | 3 | 0 | 1 | 0 | 0 | 0 | 0 | 1 | 0 | 4 | 5 | 0 | 1 | 11 |
| COLINA Jesus | 1.1 | 0 | 3 | 1 | 6 | 1 | 3 | 0 | 1 | 0 | 0 | 0 | 0 | 0 | 0 | 4 | 10 | 1 | 2 | 33 |
| LAGO SABORIDO Xavier | 2.0 | 3 | 2 | 2 | 0 | 6 | 0 | 0 | 0 | 0 | 0 | 0 | 0 | 1 | 0 | 11 | 11 | 0 | 1 | 24 |

Umpires: HP-Anderson Cabrera (DOM), 1B-Santiago Aguilera (ESP)
Scorers: Anna Tebar (ESP), Sara MARTIN (ESP)
TC:
Start: 10:00 Time: 2:03 Attendance: 120 Weather: Cloudy 17°C
Game Notes: None
Game: 14



Resumen Partido 15 (Semifinal)



Comunitat Valenciana vs Aragón 14 - 4



Campeonato España Béisbol Sub-15 (Selecciones Autonómicas) 2026
Comunitat Valenciana 14, Aragón 4 - Composite Box Score
May 02, 2026 at RFEBS (Camp Municipal de Béisbol Carlos Pérez de Rozas)

Aragón.....300 100 - 4 2 4
Comunitat Valenciana051 062 - 14 11 1

Aragón 4

| PLAYER | AB | R | H | BI | 2B | 3B | HR | BB | SB | CS | HP | SH | SF | SO | IBB | KL | GDP | PO | A | E |
|-------------------------|----|---|---|----|----|----|----|----|----|----|----|----|----|----|-----|----|-----|----|---|---|
| VARGAS RIVERA Jass D ss | 2 | 1 | 2 | 0 | 0 | 0 | 0 | 2 | 1 | 0 | 0 | 0 | 0 | 0 | 0 | 0 | 0 | 0 | 0 | 0 |
| CORREDERA Nicolas lf/rf | 3 | 1 | 0 | 0 | 0 | 0 | 0 | 0 | 0 | 0 | 1 | 0 | 0 | 2 | 0 | 0 | 0 | 0 | 1 | 0 |
| DIARTE NIETO Urbez p/2b | 2 | 1 | 0 | 0 | 0 | 0 | 0 | 0 | 0 | 0 | 1 | 0 | 0 | 2 | 0 | 0 | 0 | 0 | 2 | 0 |
| RODRIGUEZ Dayron 1b | 2 | 0 | 0 | 0 | 0 | 0 | 0 | 1 | 0 | 0 | 0 | 0 | 0 | 1 | 0 | 0 | 0 | 0 | 4 | 1 |
| ROCCA Fraynder 2b/p | 2 | 0 | 0 | 0 | 0 | 0 | 0 | 1 | 0 | 0 | 0 | 0 | 0 | 2 | 0 | 0 | 0 | 0 | 2 | 1 |
| VISUS Nicolas lf | 0 | 0 | 0 | 0 | 0 | 0 | 0 | 0 | 0 | 0 | 0 | 0 | 0 | 0 | 0 | 0 | 0 | 0 | 0 | 0 |
| ROCCA SANDREA Frayne 3b | 2 | 0 | 0 | 1 | 0 | 0 | 0 | 1 | 0 | 0 | 0 | 0 | 0 | 1 | 0 | 1 | 0 | 0 | 0 | 1 |
| CONSEJO Mariano cf | 2 | 0 | 0 | 0 | 0 | 0 | 0 | 1 | 0 | 0 | 0 | 0 | 0 | 2 | 0 | 0 | 0 | 0 | 0 | 0 |
| BITRIAN Diego rf/lf/p | 2 | 1 | 0 | 0 | 0 | 0 | 0 | 1 | 0 | 0 | 0 | 0 | 0 | 1 | 0 | 0 | 0 | 0 | 1 | 0 |
| SIERRA SOLANO Santia c | 1 | 0 | 0 | 0 | 0 | 0 | 0 | 1 | 0 | 0 | 0 | 0 | 0 | 1 | 0 | 0 | 0 | 0 | 8 | 0 |
| MEDINA VALERA Abraha c | 1 | 0 | 0 | 0 | 0 | 0 | 0 | 0 | 0 | 0 | 0 | 0 | 0 | 1 | 0 | 0 | 0 | 0 | 1 | 0 |
| Totals | 19 | 4 | 2 | 1 | 0 | 0 | 0 | 8 | 1 | 0 | 2 | 0 | 0 | 13 | 0 | 1 | 0 | 15 | 5 | 4 |

Comunitat Valenciana 14

| PLAYER | AB | R | H | BI | 2B | 3B | HR | BB | SB | CS | HP | SH | SF | SO | IBB | KL | GDP | PO | A | E |
|---------------------------|----|----|----|----|----|----|----|----|----|----|----|----|----|----|-----|----|-----|----|----|---|
| OSECHAS Jose ss | 2 | 2 | 0 | 0 | 0 | 0 | 0 | 2 | 1 | 0 | 0 | 0 | 0 | 0 | 0 | 0 | 0 | 0 | 2 | 1 |
| HERRERO Gonzalo p/2b | 2 | 0 | 1 | 1 | 0 | 0 | 0 | 0 | 0 | 0 | 0 | 0 | 0 | 1 | 0 | 1 | 0 | 0 | 1 | 1 |
| LINDSTROM Luca 2b | 2 | 0 | 0 | 0 | 0 | 0 | 0 | 0 | 0 | 0 | 0 | 0 | 0 | 0 | 0 | 0 | 0 | 0 | 1 | 0 |
| SPENCE Ethan rf | 0 | 0 | 0 | 0 | 0 | 0 | 0 | 0 | 0 | 0 | 0 | 0 | 0 | 0 | 0 | 0 | 0 | 0 | 0 | 0 |
| REENOCK Lucas c | 3 | 0 | 1 | 0 | 0 | 0 | 0 | 1 | 1 | 0 | 0 | 0 | 0 | 2 | 1 | 0 | 0 | 0 | 11 | 2 |
| LUCAS TURCZYN Daniel 1b | 3 | 2 | 1 | 0 | 0 | 0 | 0 | 1 | 0 | 0 | 0 | 0 | 0 | 1 | 0 | 1 | 0 | 0 | 4 | 0 |
| GONZALVO MARRERO YUN rf/p | 4 | 2 | 1 | 0 | 1 | 0 | 0 | 0 | 0 | 0 | 0 | 0 | 0 | 3 | 0 | 1 | 0 | 0 | 1 | 0 |
| ROMERO Axel cf | 1 | 3 | 1 | 0 | 0 | 0 | 0 | 3 | 2 | 0 | 0 | 0 | 0 | 0 | 0 | 0 | 0 | 0 | 0 | 0 |
| SANCHEZ GUTIERREZ Re lf | 3 | 2 | 1 | 2 | 1 | 0 | 0 | 1 | 0 | 0 | 0 | 0 | 0 | 1 | 0 | 0 | 0 | 0 | 0 | 0 |
| ALVARADO ADRIAN 3b | 3 | 2 | 2 | 3 | 0 | 0 | 0 | 1 | 0 | 1 | 0 | 0 | 0 | 0 | 0 | 0 | 0 | 0 | 0 | 0 |
| CASTILLO Luis 2b/rf/2b | 4 | 1 | 2 | 3 | 0 | 1 | 0 | 0 | 0 | 0 | 0 | 0 | 0 | 1 | 0 | 0 | 0 | 0 | 0 | 0 |
| Totals | 27 | 14 | 11 | 10 | 2 | 1 | 0 | 8 | 5 | 0 | 1 | 0 | 0 | 9 | 1 | 3 | 0 | 18 | 5 | 1 |

Aragón

| | IP | H | R | ER | BB | SO | WP | HP | BK | IBB | SH | SF | 2B | 3B | HR | AB | BF | FO | GO | NP |
|--------------------------|-----|---|---|----|----|----|----|----|----|-----|----|----|----|----|----|----|----|----|----|----|
| DIARTE NIETO Urbez L,1-1 | 2.0 | 3 | 5 | 1 | 3 | 3 | 2 | 0 | 0 | 0 | 0 | 0 | 0 | 0 | 0 | 9 | 12 | 0 | 3 | 28 |
| ROCCA Fraynder | 2.2 | 7 | 7 | 7 | 4 | 5 | 0 | 0 | 1 | 1 | 0 | 0 | 2 | 1 | 0 | 15 | 19 | 1 | 2 | 40 |
| BITRIAN Diego | 0.1 | 1 | 2 | 1 | 1 | 1 | 2 | 1 | 0 | 0 | 0 | 0 | 0 | 0 | 0 | 3 | 5 | 1 | 0 | 11 |

Comunitat Valenciana

| | IP | H | R | ER | BB | SO | WP | HP | BK | IBB | SH | SF | 2B | 3B | HR | AB | BF | FO | GO | NP |
|----------------------------|-----|---|---|----|----|----|----|----|----|-----|----|----|----|----|----|----|----|----|----|----|
| HERRERO Gonzalo | 0.0 | 0 | 3 | 3 | 4 | 0 | 3 | 2 | 0 | 0 | 0 | 0 | 0 | 0 | 0 | 6 | 0 | 0 | 0 | 19 |
| GONZALVO MARRERO YUN W,2-0 | 6.0 | 2 | 1 | 0 | 4 | 13 | 0 | 0 | 0 | 0 | 0 | 0 | 0 | 0 | 0 | 19 | 23 | 2 | 2 | 61 |

Umpires: HP-Denny Niño (VEN), 1B-Saúl Lander (ESP)
Scorers: Vicent Baldayo (ESP), Sara MARTIN (ESP)
TC:
Start: 13:59 Time: 2:31 Attendance: 186 Weather: Cloudy - 18°C
Game Notes: None
Game: 15





Resumen Partido 16 (Semifinal)



Federación Catalana vs Selección Madrileña 10 - 9



Campeonato España Béisbol Sub-15 (Selecciones Autonómicas) 2026
Federación Catalana 10, Selección Madrileña 9 - Composite Box Score
May 02, 2026 at RFEBS (Estadio Municipal de Béisbol Antonio Hervás)

Selección Madrileña 012 131 1 - 9 9 2
Federación Catalana 305 002 (X) - 10 6 5

Selección Madrileña 9

| PLAYER | AB | R | H | BI | 2B | 3B | HR | BB | SB | CS | HP | SH | SF | SO | IBB | KL | GDP | PO | A | E |
|--------------------------|----|---|---|----|----|----|----|----|----|----|----|----|----|----|-----|----|-----|----|---|---|
| CASTILLO Adrian ss/p | 4 | 2 | 1 | 0 | 1 | 0 | 0 | 0 | 0 | 0 | 0 | 0 | 0 | 0 | 0 | 0 | 0 | 0 | 5 | 0 |
| AMUNDARAY Jesus 2b/ss | 4 | 0 | 2 | 2 | 0 | 0 | 0 | 0 | 1 | 1 | 0 | 0 | 0 | 0 | 0 | 0 | 0 | 0 | 0 | 2 |
| HECHAVARRIA Osdaniel 1b | 2 | 1 | 1 | 0 | 0 | 0 | 0 | 1 | 0 | 0 | 1 | 0 | 0 | 0 | 0 | 0 | 0 | 10 | 0 | 0 |
| ALVAREZ Jesus 3b | 4 | 1 | 0 | 0 | 0 | 0 | 0 | 0 | 0 | 0 | 0 | 0 | 0 | 1 | 0 | 0 | 0 | 1 | 2 | 0 |
| CHIRINOS Manuel p/cf | 4 | 1 | 1 | 0 | 0 | 0 | 0 | 0 | 0 | 0 | 0 | 0 | 2 | 0 | 1 | 0 | 0 | 0 | 0 | 0 |
| BLANCO Sebastian cf/p/2b | 3 | 2 | 2 | 2 | 0 | 1 | 0 | 2 | 0 | 0 | 1 | 0 | 1 | 0 | 1 | 0 | 1 | 0 | 1 | 0 |
| CABRERA Ivan c | 3 | 0 | 0 | 2 | 0 | 0 | 0 | 0 | 0 | 0 | 0 | 0 | 1 | 0 | 0 | 0 | 0 | 5 | 1 | 0 |
| RIVERA Randolp rf | 3 | 1 | 1 | 0 | 0 | 0 | 1 | 0 | 0 | 0 | 0 | 0 | 1 | 0 | 1 | 0 | 1 | 0 | 0 | 0 |
| ALTAMAR Victor pr | 0 | 0 | 0 | 0 | 0 | 0 | 0 | 0 | 0 | 0 | 0 | 0 | 0 | 0 | 0 | 0 | 0 | 0 | 0 | 0 |
| DE LA CRUZ Bryan lf | 2 | 1 | 1 | 0 | 0 | 0 | 0 | 1 | 0 | 0 | 0 | 0 | 0 | 0 | 0 | 0 | 0 | 1 | 0 | 0 |
| PUERTA Aaron ph | 1 | 0 | 0 | 0 | 0 | 0 | 0 | 0 | 0 | 0 | 0 | 0 | 0 | 1 | 0 | 1 | 0 | 0 | 0 | 0 |
| Totals | 30 | 9 | 9 | 6 | 1 | 1 | 0 | 3 | 3 | 1 | 1 | 1 | 1 | 6 | 0 | 4 | 0 | 18 | 9 | 2 |

Federación Catalana 10

| PLAYER | AB | R | H | BI | 2B | 3B | HR | BB | SB | CS | HP | SH | SF | SO | IBB | KL | GDP | PO | A | E |
|---------------------------|----|----|---|----|----|----|----|----|----|----|----|----|----|----|-----|----|-----|----|---|---|
| SUERO Felipe lf | 2 | 0 | 0 | 0 | 0 | 0 | 0 | 1 | 0 | 1 | 0 | 1 | 0 | 1 | 0 | 0 | 0 | 2 | 0 | 0 |
| GUERRA PAREDES Richa ss/p | 3 | 2 | 0 | 0 | 0 | 0 | 0 | 1 | 0 | 0 | 0 | 0 | 0 | 0 | 0 | 0 | 0 | 0 | 2 | 2 |
| DE JESUS Jose cf/2b/ss | 2 | 3 | 1 | 0 | 1 | 0 | 0 | 2 | 0 | 0 | 0 | 0 | 0 | 0 | 0 | 0 | 0 | 2 | 2 | 1 |
| FERNANDEZ Miguel c | 2 | 2 | 1 | 1 | 1 | 0 | 0 | 2 | 0 | 0 | 0 | 0 | 0 | 0 | 0 | 0 | 0 | 7 | 1 | 0 |
| FLORENTINO Bayron 1b | 4 | 0 | 1 | 4 | 1 | 0 | 0 | 0 | 0 | 0 | 0 | 0 | 0 | 1 | 0 | 1 | 0 | 7 | 0 | 0 |
| MACIAS Emilio 3b | 2 | 0 | 0 | 1 | 0 | 0 | 0 | 0 | 0 | 0 | 0 | 1 | 0 | 0 | 0 | 0 | 0 | 1 | 1 | 1 |
| RAMOS Diego rf | 3 | 1 | 1 | 1 | 1 | 0 | 0 | 0 | 0 | 0 | 0 | 0 | 0 | 0 | 0 | 0 | 0 | 0 | 1 | 1 |
| MERA LIZONDO Andreu p/cf | 3 | 1 | 1 | 1 | 0 | 0 | 0 | 0 | 0 | 0 | 0 | 0 | 0 | 2 | 0 | 0 | 0 | 2 | 0 | 0 |
| CERRADELO Lucas 2b/p/2b | 2 | 1 | 1 | 1 | 1 | 0 | 0 | 1 | 0 | 0 | 0 | 0 | 0 | 0 | 0 | 0 | 0 | 0 | 1 | 0 |
| Totals | 23 | 10 | 6 | 9 | 5 | 0 | 0 | 7 | 0 | 1 | 0 | 1 | 1 | 4 | 0 | 1 | 0 | 21 | 8 | 5 |

Selección Madrileña

| | IP | H | R | ER | BB | SO | WP | HP | BK | IBB | SH | SF | 2B | 3B | HR | AB | BF | FO | GO | NP |
|-----------------------|-----|---|---|----|----|----|----|----|----|-----|----|----|----|----|----|----|----|----|----|----|
| CHIRINOS Manuel L,0-1 | 2.2 | 5 | 8 | 4 | 4 | 2 | 2 | 0 | 0 | 0 | 0 | 1 | 4 | 0 | 0 | 13 | 18 | 2 | 4 | 36 |
| BLANCO Sebastian | 3.0 | 0 | 2 | 2 | 3 | 1 | 1 | 0 | 0 | 0 | 1 | 0 | 0 | 0 | 0 | 8 | 12 | 3 | 5 | 25 |
| CASTILLO Adrian | 0.1 | 1 | 0 | 0 | 0 | 1 | 0 | 0 | 0 | 0 | 0 | 0 | 1 | 0 | 0 | 2 | 2 | 0 | 0 | 4 |

Federación Catalana

| | IP | H | R | ER | BB | SO | WP | HP | BK | IBB | SH | SF | 2B | 3B | HR | AB | BF | FO | GO | NP |
|---------------------------|-----|---|---|----|----|----|----|----|----|-----|----|----|----|----|----|----|----|----|----|----|
| MERA LIZONDO Andreu | 2.0 | 3 | 3 | 2 | 1 | 2 | 1 | 1 | 0 | 0 | 0 | 0 | 0 | 0 | 0 | 10 | 12 | 3 | 1 | 23 |
| CERRADELO Lucas W,1-0 | 4.0 | 6 | 6 | 2 | 1 | 3 | 0 | 0 | 0 | 0 | 0 | 1 | 1 | 1 | 0 | 18 | 20 | 4 | 3 | 30 |
| GUERRA PAREDES Richa SV,1 | 1.0 | 0 | 0 | 0 | 1 | 1 | 0 | 0 | 1 | 0 | 1 | 0 | 0 | 0 | 0 | 2 | 4 | 0 | 2 | 9 |

Umpires: HP-Michael Ulloa (ESP), 1B-Anderson Cabrera (DOM)

Scorers: Anna Tebar (ESP), Sara MARTIN (ESP)

TC:

Start: 17:10 Time: 2:35 Attendance: 235 Weather: Cloudy 20°C

Game Notes: None

Game: 16



Resumen Partido 17 (3º y 4º)

Aragón vs Selección Madrileña 8 - 17



Campeonato España Béisbol Sub-15 (Selecciones Autonómicas) 2026
 Selección Madrileña 17, Aragón 8 - Composite Box Score
 May 03, 2026 at RFEBS (Camp Municipal de Béisbol Carlos Pérez de Rozas)

 Selección Madrileña 10 636 - 17 10 2
 Aragón.....103 040 - 8 9 3

Selección Madrileña 17

| PLAYER | AB | R | H | BI | 2B | 3B | HR | BB | SB | CS | HP | SH | SF | SO | IBB | KL | GDP | PO | A | E |
|---------------------------|----|----|----|----|----|----|----|----|----|----|----|----|----|----|-----|----|-----|----|---|---|
| CASTILLO Adrian ss/1b | 3 | 3 | 0 | 1 | 0 | 0 | 0 | 2 | 0 | 0 | 0 | 0 | 0 | 0 | 0 | 0 | 0 | 4 | 2 | 0 |
| PUERTA Aaron rf | 1 | 0 | 0 | 0 | 0 | 0 | 0 | 1 | 1 | 1 | 0 | 0 | 0 | 0 | 0 | 0 | 0 | 0 | 0 | 0 |
| RIVERA Randolp rf/1b/2b | 3 | 1 | 1 | 0 | 0 | 0 | 0 | 0 | 0 | 0 | 0 | 0 | 0 | 0 | 0 | 0 | 0 | 4 | 0 | 0 |
| HECHAVARRIA Osdaniel c | 3 | 2 | 3 | 5 | 1 | 0 | 0 | 2 | 0 | 0 | 0 | 0 | 0 | 0 | 0 | 0 | 0 | 6 | 1 | 0 |
| CHIRINOS Manuel cf | 4 | 0 | 3 | 1 | 0 | 0 | 0 | 1 | 0 | 0 | 0 | 0 | 0 | 0 | 0 | 0 | 0 | 0 | 0 | 0 |
| DE LA CRUZ Bryan 1b | 2 | 0 | 0 | 0 | 0 | 0 | 0 | 0 | 0 | 0 | 0 | 0 | 0 | 1 | 0 | 0 | 0 | 2 | 0 | 0 |
| BLANCO Sebastian lf | 0 | 1 | 0 | 1 | 0 | 0 | 0 | 2 | 0 | 0 | 0 | 0 | 0 | 0 | 0 | 0 | 0 | 0 | 0 | 1 |
| FIGUEREDO Josner lf/1b/rf | 3 | 1 | 1 | 0 | 0 | 0 | 1 | 0 | 0 | 0 | 0 | 0 | 0 | 0 | 0 | 0 | 0 | 2 | 0 | 0 |
| ALTAMAR Victor 3b | 0 | 1 | 0 | 0 | 0 | 0 | 0 | 1 | 1 | 0 | 0 | 0 | 0 | 0 | 0 | 0 | 0 | 0 | 2 | 1 |
| ALVAREZ Jesus ph/3b | 1 | 3 | 1 | 0 | 0 | 0 | 0 | 2 | 3 | 0 | 0 | 0 | 0 | 0 | 0 | 0 | 0 | 0 | 1 | 0 |
| RAMIREZ DE LA CRUZ G 2b | 1 | 0 | 0 | 0 | 0 | 0 | 0 | 0 | 0 | 0 | 0 | 0 | 0 | 1 | 0 | 1 | 0 | 0 | 0 | 0 |
| AMUNDARAY Jesus ph/2b/ss | 1 | 2 | 0 | 0 | 0 | 0 | 0 | 1 | 0 | 0 | 1 | 0 | 0 | 0 | 0 | 0 | 0 | 0 | 1 | 0 |
| DENIS GONZALEZ Diego p | 2 | 1 | 1 | 1 | 0 | 0 | 0 | 0 | 0 | 0 | 0 | 0 | 0 | 0 | 0 | 0 | 0 | 0 | 0 | 0 |
| BEAUJON Nicolas p | 0 | 2 | 0 | 0 | 0 | 0 | 0 | 2 | 0 | 0 | 0 | 0 | 0 | 0 | 0 | 0 | 0 | 0 | 0 | 0 |
| Totals | 24 | 17 | 10 | 10 | 1 | 0 | 0 | 14 | 6 | 1 | 1 | 0 | 0 | 2 | 0 | 1 | 0 | 18 | 7 | 2 |

Aragón 8

| PLAYER | AB | R | H | BI | 2B | 3B | HR | BB | SB | CS | HP | SH | SF | SO | IBB | KL | GDP | PO | A | E |
|------------------------------|----|---|---|----|----|----|----|----|----|----|----|----|----|----|-----|----|-----|----|---|---|
| VARGAS RIVERA Jass D ss/p/ss | 3 | 3 | 2 | 1 | 0 | 1 | 0 | 1 | 1 | 0 | 0 | 0 | 0 | 0 | 0 | 0 | 0 | 1 | 2 | 0 |
| CORREDERA Nicolas p | 2 | 1 | 1 | 0 | 0 | 0 | 0 | 0 | 0 | 0 | 0 | 0 | 0 | 1 | 0 | 0 | 0 | 0 | 0 | 0 |
| ROCCA SANDREA Frayne p/3b | 1 | 1 | 1 | 0 | 0 | 0 | 0 | 0 | 0 | 0 | 0 | 0 | 0 | 0 | 0 | 0 | 0 | 0 | 0 | 0 |
| DIARTE NIETO Urbez 2b | 3 | 1 | 3 | 4 | 0 | 0 | 1 | 0 | 1 | 1 | 0 | 0 | 0 | 0 | 0 | 0 | 0 | 0 | 0 | 2 |
| RODRIGUEZ Dayron 1b | 2 | 0 | 0 | 1 | 0 | 0 | 0 | 0 | 0 | 0 | 0 | 0 | 1 | 0 | 0 | 0 | 0 | 3 | 0 | 1 |
| ROCCA Fraynder 3b/ss/lf | 3 | 0 | 0 | 0 | 0 | 0 | 0 | 0 | 0 | 0 | 0 | 0 | 0 | 1 | 0 | 0 | 0 | 2 | 1 | 0 |
| BITRIAN Diego lf | 1 | 0 | 0 | 0 | 0 | 0 | 0 | 0 | 0 | 0 | 0 | 0 | 0 | 1 | 0 | 0 | 0 | 0 | 0 | 0 |
| CONSEJO Mariano lf/p | 2 | 0 | 0 | 0 | 0 | 0 | 0 | 0 | 0 | 0 | 0 | 0 | 0 | 1 | 0 | 0 | 0 | 2 | 0 | 0 |
| MEDINA VALERA Abraha c | 2 | 0 | 0 | 0 | 0 | 0 | 0 | 0 | 0 | 0 | 0 | 0 | 0 | 0 | 0 | 0 | 0 | 2 | 1 | 0 |
| SIERRA SOLANO Santia c | 1 | 0 | 0 | 0 | 0 | 0 | 0 | 0 | 0 | 0 | 0 | 0 | 0 | 1 | 0 | 0 | 0 | 0 | 0 | 0 |
| TISAIRE SALVATIERRA cf | 3 | 0 | 1 | 0 | 0 | 0 | 0 | 0 | 0 | 0 | 0 | 0 | 0 | 0 | 0 | 0 | 0 | 0 | 1 | 1 |
| VISUS Nicolas rf | 3 | 2 | 1 | 0 | 0 | 0 | 0 | 0 | 1 | 0 | 0 | 0 | 0 | 0 | 0 | 0 | 0 | 2 | 0 | 0 |
| Totals | 26 | 8 | 9 | 8 | 0 | 1 | 1 | 1 | 3 | 1 | 0 | 0 | 1 | 5 | 0 | 0 | 0 | 13 | 5 | 3 |

| Selección Madrileña | IP | H | R | ER | BB | SO | WP | HP | BK | IBB | SH | SF | 2B | 3B | HR | AB | BF | FO | GO | NP |
|-----------------------|-----|---|---|----|----|----|----|----|----|-----|----|----|----|----|----|----|----|----|----|----|
| DENIS GONZALEZ Diego | 3.1 | 4 | 4 | 3 | 1 | 2 | 1 | 0 | 0 | 0 | 0 | 1 | 0 | 0 | 0 | 13 | 15 | 4 | 3 | 26 |
| BEAUJON Nicolas W,1-0 | 2.2 | 5 | 4 | 4 | 0 | 3 | 0 | 0 | 0 | 0 | 0 | 0 | 0 | 0 | 1 | 13 | 13 | 2 | 3 | 19 |

| Aragón | IP | H | R | ER | BB | SO | WP | HP | BK | IBB | SH | SF | 2B | 3B | HR | AB | BF | FO | GO | NP |
|-------------------------|-----|---|---|----|----|----|----|----|----|-----|----|----|----|----|----|----|----|----|----|----|
| CORREDERA Nicolas L,0-1 | 3.0 | 5 | 7 | 5 | 5 | 2 | 2 | 1 | 0 | 0 | 0 | 0 | 0 | 0 | 0 | 14 | 20 | 3 | 2 | 42 |
| ROCCA SANDREA Frayne | 1.0 | 4 | 4 | 2 | 3 | 0 | 1 | 0 | 0 | 0 | 0 | 0 | 0 | 0 | 0 | 8 | 11 | 2 | 1 | 20 |
| VARGAS RIVERA Jass D | 0.0 | 0 | 5 | 5 | 5 | 0 | 5 | 0 | 0 | 0 | 0 | 0 | 0 | 0 | 0 | 0 | 0 | 5 | 0 | 20 |
| CONSEJO Mariano | 0.1 | 1 | 1 | 1 | 1 | 0 | 0 | 0 | 0 | 0 | 0 | 0 | 1 | 0 | 0 | 2 | 3 | 1 | 0 | 6 |

Umpires: HP-Javier Orlando Villalobos Hernández (ESP), 1B-Javier Hipólito Villalobos Eduarte (ESP)
 Scorer: Sonia Benedicto (ESP), Sara MARTIN (ESP)
 TC:
 Start: 9:02 Time: 2:20 Attendance: 101 Weather: Cloudy - 17º
 Game Notes: None
 Game: 17





Resumen Partido 18 (Final)



Comunitat Valenciana vs Federación Catalana 13 - 10



Campeonato España Béisbol Sub-15 (Selecciones Autonómicas) 2026
Comunitat Valenciana 13, Federación Catalana 10 - Composite Box Score
May 03, 2026 at RFEBS (Camp Municipal de Béisbol Carlos Pérez de Rozas)

Federación Catalana 226 000 0 - 10 3 5
Comunitat Valenciana 040 522 (X) - 13 9 2

Federación Catalana 10

| PLAYER | AB | R | H | BI | 2B | 3B | HR | BB | SB | CS | HP | SH | SF | SO | IBB | KL | GDP | PO | A | E |
|------------------------------|----|----|---|----|----|----|----|----|----|----|----|----|----|----|-----|----|-----|----|----|---|
| SUERO Felipe lf/rf/1b | 3 | 1 | 1 | 0 | 1 | 0 | 0 | 2 | 1 | 0 | 0 | 0 | 0 | 2 | 0 | 1 | 0 | 1 | 0 | 0 |
| GUERRA PAREDES Richa ss/p/ss | 2 | 0 | 0 | 1 | 0 | 0 | 0 | 3 | 0 | 0 | 0 | 0 | 0 | 0 | 0 | 0 | 0 | 2 | 2 | 2 |
| DE JESUS Jose p/ss/lf | 5 | 1 | 2 | 0 | 0 | 0 | 0 | 0 | 0 | 0 | 0 | 0 | 0 | 1 | 0 | 0 | 0 | 1 | 1 | 0 |
| FERNANDEZ Miguel c | 2 | 2 | 0 | 0 | 0 | 0 | 0 | 3 | 0 | 0 | 0 | 0 | 0 | 0 | 0 | 0 | 0 | 0 | 0 | 0 |
| FLORENTINO Bayron 1b | 2 | 1 | 0 | 0 | 0 | 0 | 0 | 1 | 0 | 0 | 1 | 0 | 0 | 1 | 0 | 0 | 0 | 4 | 0 | 0 |
| MEDINA MASSIANI MATH rf | 0 | 0 | 0 | 0 | 0 | 0 | 0 | 0 | 0 | 0 | 0 | 0 | 0 | 0 | 0 | 0 | 0 | 0 | 0 | 0 |
| MACIAS Emilio 3b | 1 | 2 | 0 | 0 | 0 | 0 | 0 | 2 | 0 | 0 | 0 | 0 | 0 | 0 | 0 | 0 | 0 | 0 | 2 | 2 |
| PINEDA Cesar ph/3b | 0 | 0 | 0 | 0 | 0 | 0 | 0 | 1 | 0 | 0 | 0 | 0 | 0 | 0 | 0 | 0 | 0 | 1 | 0 | 0 |
| RAMOS Diego rf | 2 | 1 | 0 | 0 | 0 | 0 | 0 | 0 | 0 | 1 | 0 | 0 | 0 | 1 | 0 | 0 | 0 | 0 | 0 | 0 |
| Se Aaron p | 1 | 0 | 0 | 0 | 0 | 0 | 0 | 0 | 0 | 0 | 0 | 0 | 0 | 1 | 0 | 0 | 0 | 1 | 0 | 0 |
| MARCHENA FERNANDEZ I p | 0 | 0 | 0 | 0 | 0 | 0 | 0 | 0 | 0 | 0 | 0 | 0 | 0 | 0 | 0 | 0 | 0 | 0 | 0 | 0 |
| MERA LIZONDO Andreu cf | 2 | 2 | 0 | 0 | 0 | 0 | 0 | 2 | 0 | 0 | 0 | 0 | 0 | 1 | 0 | 0 | 0 | 0 | 0 | 0 |
| CERRADELO Lucas 2b | 2 | 0 | 0 | 1 | 0 | 0 | 0 | 1 | 0 | 0 | 0 | 1 | 0 | 2 | 0 | 1 | 0 | 0 | 4 | 0 |
| Totals | 22 | 10 | 3 | 2 | 1 | 0 | 0 | 15 | 1 | 0 | 2 | 1 | 0 | 9 | 0 | 2 | 0 | 18 | 11 | 5 |

Comunitat Valenciana 13

| PLAYER | AB | R | H | BI | 2B | 3B | HR | BB | SB | CS | HP | SH | SF | SO | IBB | KL | GDP | PO | A | E |
|---------------------------|----|----|---|----|----|----|----|----|----|----|----|----|----|----|-----|----|-----|----|---|---|
| OSECHAS Jose 2b/ss | 5 | 1 | 2 | 2 | 1 | 0 | 0 | 0 | 1 | 0 | 0 | 0 | 0 | 1 | 0 | 0 | 0 | 0 | 0 | 0 |
| HERRERO Gonzalo c | 4 | 1 | 1 | 0 | 0 | 0 | 0 | 0 | 1 | 0 | 1 | 0 | 0 | 1 | 0 | 1 | 0 | 10 | 0 | 0 |
| REENOCK Lucas 3b/p/3b | 3 | 1 | 2 | 0 | 0 | 0 | 0 | 1 | 0 | 0 | 0 | 0 | 0 | 1 | 0 | 0 | 0 | 1 | 2 | 1 |
| LUCAS TURCZYN Daniel 1b | 4 | 0 | 1 | 3 | 1 | 0 | 0 | 0 | 0 | 0 | 0 | 0 | 0 | 0 | 0 | 0 | 0 | 0 | 2 | 0 |
| GONZALVO MARRERO YUN rf | 3 | 2 | 0 | 0 | 0 | 0 | 0 | 0 | 0 | 1 | 0 | 0 | 0 | 2 | 0 | 1 | 0 | 0 | 0 | 0 |
| ROMERO Axel cf | 3 | 2 | 1 | 0 | 0 | 0 | 0 | 1 | 1 | 0 | 0 | 0 | 0 | 1 | 0 | 0 | 0 | 2 | 0 | 0 |
| BELLO BASTIDA Salvad p | 1 | 1 | 1 | 1 | 0 | 0 | 0 | 0 | 1 | 0 | 0 | 0 | 0 | 0 | 0 | 0 | 0 | 0 | 1 | 0 |
| CASTILLO Luis 2b/p/lf | 2 | 1 | 0 | 0 | 0 | 0 | 0 | 1 | 0 | 0 | 0 | 0 | 0 | 0 | 0 | 0 | 0 | 0 | 0 | 0 |
| ALVARADO ADRIAN ss/3b/2b | 1 | 2 | 0 | 0 | 0 | 0 | 0 | 3 | 1 | 1 | 0 | 0 | 0 | 1 | 0 | 0 | 0 | 1 | 0 | 1 |
| SANCHEZ GUTIERREZ Re lf/p | 3 | 2 | 1 | 1 | 0 | 0 | 0 | 1 | 2 | 0 | 0 | 0 | 0 | 0 | 0 | 0 | 0 | 2 | 0 | 0 |
| Totals | 29 | 13 | 9 | 7 | 2 | 0 | 0 | 7 | 7 | 1 | 2 | 0 | 0 | 6 | 1 | 2 | 0 | 18 | 3 | 2 |

| Federación Catalana | IP | H | R | ER | BB | SO | WP | HP | BK | IBB | SH | SF | 2B | 3B | HR | AB | BF | FO | GO | NP |
|----------------------------|-----|---|---|----|----|----|----|----|----|-----|----|----|----|----|----|----|----|----|----|----|
| DE JESUS Jose | 3.1 | 5 | 6 | 3 | 2 | 4 | 0 | 0 | 0 | 0 | 0 | 0 | 0 | 0 | 0 | 16 | 18 | 1 | 4 | 38 |
| GUERRA PAREDES Richa L,0-1 | 0.2 | 3 | 5 | 5 | 4 | 1 | 0 | 0 | 0 | 1 | 0 | 0 | 1 | 0 | 0 | 5 | 9 | 1 | 0 | 20 |
| Se Aaron | 1.0 | 1 | 2 | 2 | 1 | 0 | 0 | 2 | 0 | 0 | 0 | 0 | 1 | 0 | 0 | 3 | 6 | 1 | 1 | 9 |
| MARCHENA FERNANDEZ I | 1.0 | 0 | 0 | 0 | 0 | 1 | 1 | 0 | 0 | 0 | 0 | 0 | 0 | 0 | 0 | 5 | 5 | 0 | 4 | 8 |

| Comunitat Valenciana | IP | H | R | ER | BB | SO | WP | HP | BK | IBB | SH | SF | 2B | 3B | HR | AB | BF | FO | GO | NP |
|----------------------------|-----|---|---|----|----|----|----|----|----|-----|----|----|----|----|----|----|----|----|----|----|
| BELLO BASTIDA Salvad | 2.0 | 1 | 4 | 2 | 3 | 1 | 2 | 0 | 1 | 0 | 1 | 0 | 1 | 0 | 0 | 7 | 11 | 3 | 2 | 26 |
| REENOCK Lucas | 0.0 | 1 | 3 | 3 | 2 | 0 | 2 | 0 | 1 | 0 | 0 | 0 | 0 | 0 | 0 | 1 | 3 | 0 | 0 | 9 |
| CASTILLO Luis | 0.1 | 0 | 3 | 3 | 6 | 1 | 2 | 1 | 0 | 0 | 0 | 0 | 0 | 0 | 0 | 1 | 8 | 0 | 0 | 29 |
| SANCHEZ GUTIERREZ Re W,1-0 | 3.2 | 1 | 0 | 0 | 4 | 7 | 0 | 1 | 1 | 0 | 0 | 0 | 0 | 0 | 0 | 13 | 18 | 3 | 1 | 44 |

Umpires: HP-Saül Lander (ESP), 1B-Michael Ulloa (ESP), 3B-Arquímedes Reyes (VEN)

Scorers: Sara MARTIN (ESP)

TC:

Start: 11:59 Time: 3:12 Attendance: 106 Weather: Cloudy 19°C

Game Notes: None

Game: 18





Estadísticas del Equipo

Aragon

Overall Statistics for Aragón (as of May 02, 2026)
(All Games, Sorted by Batting Avg)

Record: Tournament: 2-2 / Opening Round: 2-1 / Grupo 1º a 4º: 0-1

| # | PLAYER | AVG | GP-GS | AB | R | H | 2B | 3B | HR | RBI | TB | SLG% | BB | HP | SO | GDP | OB% | SF | SH | SB-ATT |
|-----------|--------------------|------|-------|-----|----|----|----|----|----|-----|----|-------|----|----|----|-----|------|----|----|--------|
| 0 | Vargas Rivera Jass | .818 | 4-4 | 11 | 7 | 9 | 3 | 0 | 0 | 2 | 12 | 1.091 | 5 | 0 | 0 | 0 | .875 | 0 | 0 | 1-1 |
| 0 | Diarte Nieto Urbez | .400 | 4-4 | 10 | 8 | 4 | 0 | 1 | 1 | 2 | 9 | .900 | 3 | 2 | 5 | 0 | .600 | 0 | 0 | 1-1 |
| 0 | ROCCA SANDREA Fray | .300 | 4-3 | 10 | 0 | 3 | 0 | 0 | 0 | 4 | 3 | .300 | 1 | 0 | 1 | 0 | .364 | 0 | 0 | 0-0 |
| 0 | Rodriguez Valdes D | .286 | 4-4 | 7 | 2 | 2 | 1 | 0 | 0 | 3 | 3 | .429 | 6 | 0 | 3 | 0 | .615 | 0 | 0 | 0-0 |
| 0 | Corredera Moreno N | .250 | 4-4 | 12 | 3 | 3 | 0 | 0 | 0 | 1 | 3 | .250 | 0 | 1 | 4 | 0 | .286 | 1 | 0 | 0-0 |
| 0 | Sierra Solano Sant | .250 | 4-4 | 8 | 2 | 2 | 0 | 0 | 0 | 1 | 2 | .250 | 1 | 0 | 4 | 0 | .333 | 0 | 0 | 0-0 |
| 0 | Rocca Sandra Fray | .250 | 4-3 | 8 | 1 | 2 | 0 | 0 | 0 | 2 | 2 | .250 | 2 | 0 | 2 | 0 | .400 | 0 | 0 | 0-0 |
| 0 | Visus Chueca Nicol | .250 | 4-1 | 4 | 0 | 1 | 0 | 0 | 0 | 1 | 1 | .250 | 1 | 0 | 2 | 0 | .400 | 0 | 0 | 0-0 |
| 0 | Bitrian Escribano | .143 | 3-3 | 7 | 3 | 1 | 0 | 0 | 0 | 0 | 1 | .143 | 2 | 0 | 2 | 0 | .333 | 0 | 0 | 0-0 |
| 0 | Consejo Martin Mar | .000 | 4-4 | 10 | 1 | 0 | 0 | 0 | 0 | 1 | 0 | .000 | 2 | 0 | 3 | 0 | .167 | 0 | 0 | 0-1 |
| 0 | Lopez Girban Aleja | .000 | 2-0 | 1 | 0 | 0 | 0 | 0 | 0 | 0 | 0 | .000 | 1 | 0 | 1 | 0 | .500 | 0 | 0 | 0-0 |
| 0 | Tisaire Salvatierr | .000 | 3-2 | 5 | 1 | 0 | 0 | 0 | 0 | 2 | 0 | .000 | 1 | 1 | 3 | 0 | .286 | 0 | 0 | 0-0 |
| 0 | Medina Valera Abra | .000 | 4-0 | 2 | 1 | 0 | 0 | 0 | 0 | 0 | 0 | .000 | 2 | 0 | 1 | 0 | .500 | 0 | 0 | 0-0 |
| Totals | | .284 | | 95 | 29 | 27 | 4 | 1 | 1 | 19 | 36 | .379 | 27 | 4 | 31 | 0 | .457 | 1 | 0 | 6-7 |
| Opponents | | .320 | | 100 | 35 | 32 | 6 | 2 | 0 | 23 | 42 | .42 | 24 | 3 | 19 | 2 | .461 | 1 | 0 | 12-13 |

(All Games, Sorted by Earned Run Avg)

| # | PLAYER | ERA | W-L | SV | IP | G | GS | CG | SHO | H | R | ER | BB | SO | 2B | 3B | HR | AB | B/Avg | WP | HP | BK | IBB | SHA | SFA |
|-----------|--------------------|-------|-----|----|------|---|----|----|-----|----|----|----|----|----|----|----|----|-----|-------|----|----|----|-----|-----|-----|
| 0 | Diarte Nieto Urbez | 1.24 | 1-1 | 0 | 5.2 | 2 | 2 | 0 | 0 | 4 | 5 | 1 | 4 | 10 | 0 | 0 | 0 | 21 | .190 | 3 | 0 | 0 | 0 | 0 | 0 |
| 0 | Visus Chueca Nicol | 3.15 | 0-0 | 0 | 6.2 | 2 | 0 | 0 | 0 | 12 | 11 | 3 | 4 | 1 | 3 | 1 | 0 | 34 | .353 | 1 | 1 | 0 | 0 | 0 | 1 |
| 0 | Rocca Sandra Fray | 7.00 | 1-0 | 0 | 7.0 | 2 | 1 | 0 | 0 | 10 | 7 | 7 | 6 | 5 | 2 | 1 | 0 | 30 | .333 | 0 | 0 | 1 | 1 | 0 | 0 |
| 0 | ROCCA SANDREA Fray | 7.00 | 0-0 | 1 | 1.0 | 1 | 0 | 0 | 0 | 2 | 1 | 1 | 0 | 0 | 1 | 0 | 0 | 5 | .400 | 1 | 1 | 0 | 0 | 0 | 0 |
| 0 | Bitrian Escribano | 21.00 | 0-0 | 0 | 0.1 | 1 | 0 | 0 | 0 | 1 | 2 | 1 | 1 | 1 | 0 | 0 | 0 | 3 | .333 | 2 | 1 | 0 | 0 | 0 | 0 |
| 0 | Corredera Moreno N | 35.00 | 0-0 | 0 | 1.0 | 1 | 0 | 0 | 0 | 2 | 6 | 5 | 5 | 1 | 0 | 0 | 0 | 5 | .400 | 1 | 0 | 1 | 0 | 0 | 0 |
| 0 | Consejo Martin Mar | 63.00 | 0-1 | 0 | 0.1 | 1 | 1 | 0 | 0 | 1 | 3 | 3 | 4 | 1 | 0 | 0 | 0 | 2 | .500 | 4 | 0 | 0 | 0 | 0 | 0 |
| Totals | | 6.68 | 2-2 | 1 | 22.0 | 4 | 4 | 0 | 0 | 32 | 35 | 21 | 24 | 19 | 6 | 2 | 0 | 100 | .320 | 12 | 3 | 2 | 1 | 0 | 1 |
| Opponents | | 6.39 | 2-2 | 0 | 23.0 | 4 | 4 | 0 | 0 | 27 | 29 | 21 | 27 | 31 | 4 | 1 | 1 | 95 | .284 | 13 | 4 | 0 | 1 | 0 | 1 |

(All Games, Sorted by Fielding Pet)

| # | PLAYER | C | PO | A | E | DP | FLD% | CSB | SBA | SBA% | CI | PB |
|-----------|--------------------|-----|----|----|----|----|-------|-----|-----|-------|----|----|
| 0 | Rodriguez Valdes D | 18 | 17 | 1 | 0 | 2 | 1.000 | 0 | 0 | 0 | 0 | 0 |
| 0 | Consejo Martin Mar | 6 | 4 | 2 | 0 | 0 | 1.000 | 0 | 0 | 0 | 0 | 0 |
| 0 | Corredera Moreno N | 3 | 3 | 0 | 0 | 0 | 1.000 | 0 | 0 | 0 | 0 | 0 |
| 0 | Lopez Girban Aleja | 1 | 1 | 0 | 0 | 0 | 1.000 | 0 | 0 | 0 | 0 | 0 |
| 0 | Tisaire Salvatierr | 1 | 1 | 0 | 0 | 0 | 1.000 | 0 | 0 | 0 | 0 | 0 |
| 0 | Visus Chueca Nicol | 1 | 1 | 0 | 0 | 0 | 1.000 | 0 | 2 | 1.000 | 0 | 0 |
| 0 | Sierra Solano Sant | 21 | 19 | 1 | 1 | 0 | .952 | 1 | 7 | .875 | 0 | 3 |
| 0 | Diarte Nieto Urbez | 15 | 2 | 12 | 1 | 1 | .933 | 0 | 1 | 1.000 | 0 | 0 |
| 0 | ROCCA SANDREA Fray | 7 | 4 | 2 | 1 | 0 | .857 | 0 | 0 | 0 | 0 | 0 |
| 0 | Rocca Sandra Fray | 16 | 7 | 5 | 4 | 1 | .750 | 0 | 0 | 0 | 0 | 0 |
| 0 | Vargas Rivera Jass | 12 | 3 | 6 | 3 | 1 | .750 | 0 | 0 | 0 | 0 | 0 |
| 0 | Bitrian Escribano | 3 | 2 | 0 | 1 | 0 | .667 | 0 | 0 | 0 | 0 | 0 |
| 0 | Medina Valera Abra | 3 | 2 | 0 | 1 | 0 | .667 | 0 | 2 | 1.000 | 0 | 0 |
| Totals | | 107 | 66 | 29 | 12 | 2 | .888 | 1 | 12 | .923 | 0 | 3 |
| Opponents | | 104 | 69 | 27 | 8 | 2 | .923 | 1 | 6 | .857 | 0 | 2 |





Estadísticas del Equipo

Castilla y León



Overall Statistics for Castilla y León (as of May 02, 2026)
(All Games, Sorted by Batting Avg)

Record: Tournament: 2-2 / Opening Round: 1-2 / Grupo 5º a 8º: 1-0

| # | PLAYER | AVG | GP-GS | AB | R | H | 2B | 3B | HR | RBI | TB | SLG% | BB | HP | SO | GDP | OB% | SF | SH | SB-ATT |
|-----------|--------------------|------|-------|----|----|----|----|----|----|-----|----|-------|----|----|----|-----|------|----|----|--------|
| 11 | Bustamante Mendoza | .600 | 4-4 | 10 | 5 | 6 | 1 | 1 | 1 | 3 | 12 | 1.200 | 4 | 0 | 0 | 0 | .714 | 0 | 0 | 2-2 |
| 16 | EREU SUAREZ DILAN | .500 | 4-0 | 2 | 0 | 1 | 0 | 0 | 0 | 1 | 1 | .500 | 3 | 0 | 1 | 0 | .800 | 0 | 0 | 0-0 |
| 7 | Di Muni Blanco Jon | .444 | 4-4 | 9 | 5 | 4 | 0 | 2 | 0 | 3 | 8 | .889 | 3 | 1 | 0 | 0 | .615 | 0 | 0 | 2-2 |
| 14 | ALVES DA COSTA NAV | .417 | 4-4 | 12 | 5 | 5 | 0 | 1 | 0 | 2 | 7 | .583 | 1 | 0 | 2 | 1 | .462 | 0 | 0 | 1-1 |
| 5 | RONDON ARAQUE SANT | .400 | 4-4 | 10 | 4 | 4 | 1 | 0 | 0 | 1 | 5 | .500 | 3 | 0 | 1 | 0 | .538 | 0 | 0 | 0-0 |
| 10 | Rojas Buitrago San | .222 | 4-4 | 9 | 6 | 2 | 0 | 1 | 0 | 0 | 4 | .444 | 5 | 0 | 1 | 0 | .500 | 0 | 0 | 2-2 |
| 2 | GERALDINE NUNEZ JH | .200 | 4-2 | 5 | 0 | 1 | 0 | 0 | 0 | 2 | 1 | .200 | 1 | 0 | 2 | 0 | .333 | 0 | 1 | 0-0 |
| 25 | Viana Fuentes-Davi | .200 | 4-3 | 5 | 3 | 1 | 0 | 0 | 0 | 0 | 1 | .200 | 3 | 0 | 2 | 0 | .500 | 0 | 0 | 1-1 |
| 6 | ARNAL RUIZ JADIER | .000 | 4-2 | 3 | 1 | 0 | 0 | 0 | 0 | 0 | 0 | .000 | 2 | 0 | 3 | 0 | .400 | 0 | 0 | 1-1 |
| 4 | GREGORIO VALERIO G | .000 | 4-2 | 4 | 0 | 0 | 0 | 0 | 0 | 1 | 0 | .000 | 1 | 0 | 3 | 0 | .200 | 0 | 0 | 0-0 |
| 1 | Cavia Masa Hugo | .000 | 4-3 | 4 | 3 | 0 | 0 | 0 | 0 | 1 | 0 | .000 | 5 | 0 | 4 | 0 | .556 | 0 | 0 | 3-3 |
| 9 | PARRA MILAN Javier | .000 | 4-4 | 6 | 5 | 0 | 0 | 0 | 0 | 0 | 0 | .000 | 5 | 1 | 2 | 0 | .500 | 0 | 0 | 4-4 |
| Totals | | .304 | | 79 | 37 | 24 | 2 | 5 | 1 | 14 | 39 | .494 | 36 | 2 | 21 | 1 | .530 | 0 | 1 | 16-16 |
| Opponents | | .358 | | 67 | 34 | 24 | 1 | 3 | 0 | 24 | 31 | .463 | 34 | 3 | 13 | 3 | .575 | 2 | 1 | 11-11 |

(All Games, Sorted by Earned Run Avg)

| # | PLAYER | ERA | W-L | SV | IP | G | GS | CG | SHO | H | R | ER | BB | SO | 2B | 3B | HR | AB | B/Avg | WP | HP | BK | IBB | SHA | SFA |
|-----------|--------------------|-------|-----|----|------|---|----|----|-----|----|----|----|----|----|----|----|----|----|-------|----|----|----|-----|-----|-----|
| 7 | Di Muni Blanco Jon | 3.82 | 1-0 | 0 | 3.2 | 2 | 1 | 0 | 0 | 6 | 4 | 2 | 5 | 2 | 0 | 1 | 0 | 17 | .353 | 1 | 1 | 1 | 0 | 0 | 0 |
| 11 | Bustamante Mendoza | 9.19 | 0-1 | 0 | 5.1 | 1 | 1 | 0 | 0 | 5 | 8 | 7 | 7 | 4 | 1 | 1 | 0 | 20 | .250 | 4 | 1 | 2 | 1 | 1 | 0 |
| 6 | ARNAL RUIZ JADIER | 10.50 | 0-0 | 0 | 2.0 | 1 | 1 | 0 | 0 | 1 | 3 | 3 | 6 | 2 | 0 | 0 | 0 | 6 | .167 | 2 | 1 | 0 | 0 | 0 | 0 |
| 2 | GERALDINE NUNEZ JH | 14.00 | 1-0 | 0 | 2.0 | 1 | 0 | 0 | 0 | 1 | 4 | 4 | 5 | 1 | 0 | 1 | 0 | 5 | .200 | 1 | 0 | 0 | 0 | 0 | 0 |
| 5 | RONDON ARAQUE SANT | 18.38 | 0-0 | 0 | 2.2 | 2 | 0 | 0 | 0 | 8 | 7 | 7 | 4 | 1 | 0 | 0 | 0 | 15 | .533 | 0 | 0 | 0 | 0 | 0 | 1 |
| 10 | Rojas Buitrago San | 42.00 | 0-1 | 0 | 1.1 | 1 | 1 | 0 | 0 | 3 | 8 | 8 | 7 | 1 | 0 | 0 | 0 | 4 | .750 | 0 | 0 | 0 | 0 | 0 | 1 |
| Totals | | 12.76 | 2-2 | 0 | 17.0 | 4 | 4 | 0 | 0 | 24 | 34 | 31 | 34 | 13 | 1 | 3 | 0 | 67 | .358 | 8 | 3 | 3 | 1 | 1 | 2 |
| Opponents | | 10.69 | 2-2 | 1 | 18.1 | 4 | 4 | 0 | 0 | 24 | 37 | 28 | 36 | 21 | 2 | 5 | 1 | 79 | .304 | 22 | 2 | 5 | 1 | 1 | 0 |

(All Games, Sorted by Fielding Pct)

| # | PLAYER | C | PO | A | E | DP | FLD% | CSB | SBA | SBA% | CI | PB |
|-----------|--------------------|----|----|----|----|----|-------|-----|-----|-------|----|----|
| 7 | Di Muni Blanco Jon | 10 | 10 | 0 | 0 | 0 | 1.000 | 0 | 1 | 1.000 | 0 | 0 |
| 1 | Cavia Masa Hugo | 6 | 5 | 1 | 0 | 2 | 1.000 | 0 | 0 | 0 | 0 | 0 |
| 9 | PARRA MILAN Javier | 6 | 6 | 0 | 0 | 1 | 1.000 | 0 | 0 | 0 | 0 | 0 |
| 5 | RONDON ARAQUE SANT | 5 | 4 | 1 | 0 | 1 | 1.000 | 0 | 0 | 0 | 0 | 0 |
| 16 | EREU SUAREZ DILAN | 1 | 0 | 1 | 0 | 0 | 1.000 | 0 | 0 | 0 | 0 | 0 |
| 10 | Rojas Buitrago San | 15 | 6 | 8 | 1 | 4 | .933 | 0 | 0 | 0 | 0 | 0 |
| 14 | ALVES DA COSTA NAV | 13 | 11 | 1 | 1 | 2 | .923 | 0 | 10 | 1.000 | 0 | 1 |
| 11 | Bustamante Mendoza | 10 | 4 | 5 | 1 | 1 | .900 | 0 | 0 | 0 | 0 | 0 |
| 25 | Viana Fuentes-Davi | 5 | 3 | 1 | 1 | 2 | .800 | 0 | 0 | 0 | 0 | 0 |
| 2 | GERALDINE NUNEZ JH | 4 | 1 | 2 | 1 | 2 | .750 | 0 | 0 | 0 | 0 | 0 |
| 6 | ARNAL RUIZ JADIER | 3 | 1 | 1 | 1 | 0 | .667 | 0 | 0 | 0 | 0 | 0 |
| Totals | | 78 | 51 | 21 | 6 | 5 | .923 | 0 | 11 | 1.000 | 0 | 1 |
| Opponents | | 86 | 55 | 17 | 14 | 2 | .837 | 0 | 16 | 1.000 | 0 | 0 |



Estadísticas del Equipo



Federación Catalana



Overall Statistics for Federación Catalana (as of May 02, 2026)
(All Games, Sorted by Batting Avg)

Record: Tournament: 4-0 / Opening Round: 3-0 / Grupo 1º a 4º: 1-0

| # PLAYER | AVG | GP-GS | AB | R | H | 2B | 3B | HR | RBI | TB | SLG% | BB | HP | SO | GDP | OBI% | SP | SH | SB-ATT |
|-----------------------|------|-------|-----|----|----|----|----|----|-----|----|-------|----|----|----|-----|------|----|----|--------|
| 18 Fernandez Pena Mig | .667 | 4-4 | 9 | 5 | 6 | 3 | 1 | 0 | 7 | 11 | 1.222 | 4 | 0 | 1 | 0 | .769 | 0 | 0 | 0-0 |
| 4 De Jesus Campusano | .500 | 4-4 | 10 | 10 | 5 | 2 | 1 | 0 | 3 | 9 | .900 | 4 | 1 | 0 | 0 | .667 | 0 | 0 | 3-3 |
| 17 FLORENTINO MENDEZ | .500 | 4-3 | 10 | 2 | 5 | 1 | 0 | 0 | 6 | 6 | .600 | 0 | 0 | 1 | 0 | .455 | 1 | 0 | 0-0 |
| 12 Guerra Paredes Ric | .455 | 4-3 | 11 | 4 | 5 | 0 | 1 | 0 | 4 | 7 | .636 | 2 | 0 | 0 | 0 | .500 | 1 | 0 | 1-1 |
| 1 Cerradelo Monrobel | .444 | 3-3 | 9 | 3 | 4 | 1 | 0 | 0 | 2 | 5 | .556 | 2 | 0 | 1 | 0 | .545 | 0 | 1 | 1-1 |
| 14 MEDINA MASSIANI MA | .400 | 3-2 | 5 | 3 | 2 | 0 | 1 | 0 | 0 | 4 | .800 | 2 | 0 | 0 | 0 | .571 | 0 | 0 | 0-0 |
| 11 Pineda Caso Cesar | .400 | 3-2 | 5 | 2 | 2 | 0 | 0 | 0 | 1 | 2 | .400 | 0 | 0 | 0 | 0 | .400 | 0 | 0 | 1-1 |
| 9 Mera Lizondo Andre | .375 | 3-3 | 8 | 2 | 3 | 0 | 0 | 0 | 2 | 3 | .375 | 2 | 0 | 4 | 0 | .500 | 0 | 0 | 1-1 |
| 5 Marchena Fernandez | .333 | 3-1 | 6 | 2 | 2 | 0 | 0 | 0 | 1 | 2 | .333 | 0 | 0 | 0 | 0 | .333 | 0 | 0 | 0-0 |
| 2 Suero Rodriguez Fe | .286 | 4-3 | 7 | 4 | 2 | 0 | 0 | 0 | 2 | 2 | .286 | 4 | 0 | 2 | 0 | .545 | 0 | 1 | 1-2 |
| 10 Macias Rabout Emil | .250 | 4-3 | 8 | 2 | 2 | 1 | 0 | 0 | 1 | 3 | .375 | 2 | 0 | 0 | 0 | .364 | 1 | 0 | 0-0 |
| 13 Se Serrano Aaron | .250 | 3-1 | 4 | 3 | 1 | 1 | 0 | 0 | 1 | 2 | .500 | 2 | 1 | 0 | 1 | .571 | 0 | 0 | 0-0 |
| 15 Fabregat Gutierrez | .250 | 2-0 | 4 | 2 | 1 | 0 | 0 | 0 | 1 | 2 | .250 | 1 | 0 | 1 | 0 | .400 | 0 | 0 | 0-0 |
| 7 Ramos Jimenez Dieg | .167 | 4-3 | 6 | 1 | 1 | 1 | 0 | 0 | 1 | 2 | .333 | 2 | 0 | 2 | 0 | .375 | 0 | 0 | 0-0 |
| 3 SUAREZ ZORRILLA FR | .000 | 3-1 | 2 | 2 | 0 | 0 | 0 | 0 | 0 | 0 | .000 | 3 | 0 | 0 | 0 | .600 | 0 | 0 | 1-1 |
| 6 Calderon Rodriguez | .000 | 3-0 | 3 | 1 | 0 | 0 | 0 | 0 | 1 | 0 | .000 | 1 | 0 | 1 | 0 | .250 | 0 | 0 | 0-0 |
| Totals | .383 | | 107 | 48 | 41 | 10 | 4 | 0 | 32 | 59 | .551 | 31 | 2 | 13 | 1 | .517 | 3 | 2 | 9-10 |
| Opponents | .265 | | 98 | 18 | 26 | 3 | 2 | 0 | 15 | 33 | .337 | 21 | 2 | 22 | 0 | .398 | 2 | 1 | 7-8 |

(All Games, Sorted by Earned Run Avg)

| # PLAYER | ERA | W-L | SV | IP | G | GS | CG | SHO | H | R | ER | BB | SO | 2B | 3B | HR | AB | B/Avg | WP | HP | BK | IBB | SHA | SFA |
|-----------------------|-------|-----|----|------|---|----|----|-----|----|----|----|----|----|----|----|----|-----|-------|----|----|----|-----|-----|-----|
| 5 Marchena Fernandez | 0.00 | 1-0 | 0 | 4.0 | 1 | 1 | 0 | 0 | 4 | 0 | 0 | 1 | 4 | 0 | 0 | 0 | 16 | .250 | 1 | 0 | 0 | 0 | 0 | 0 |
| 13 Se Serrano Aaron | 0.00 | 1-0 | 0 | 2.2 | 1 | 0 | 0 | 0 | 1 | 0 | 0 | 1 | 2 | 0 | 0 | 0 | 8 | .125 | 0 | 0 | 0 | 0 | 0 | 0 |
| 3 SUAREZ ZORRILLA FR | 0.00 | 0-0 | 0 | 0.1 | 1 | 0 | 0 | 0 | 1 | 0 | 0 | 2 | 0 | 0 | 0 | 0 | 2 | .500 | 0 | 0 | 0 | 0 | 0 | 0 |
| 12 Guerra Paredes Ric | 0.00 | 0-0 | 1 | 1.0 | 1 | 0 | 0 | 0 | 0 | 0 | 0 | 1 | 1 | 0 | 0 | 0 | 2 | .000 | 0 | 0 | 1 | 0 | 1 | 0 |
| 7 Ramos Jimenez Dieg | 0.00 | 0-0 | 0 | 1.0 | 1 | 0 | 0 | 0 | 1 | 0 | 0 | 2 | 0 | 0 | 0 | 0 | 4 | .250 | 0 | 0 | 0 | 0 | 0 | 0 |
| 15 Fabregat Gutierrez | 3.00 | 1-0 | 0 | 2.1 | 1 | 0 | 0 | 0 | 3 | 1 | 1 | 0 | 3 | 1 | 1 | 0 | 9 | .333 | 1 | 0 | 0 | 0 | 0 | 0 |
| 11 Pineda Caso Cesar | 3.00 | 0-0 | 0 | 2.1 | 1 | 1 | 0 | 0 | 0 | 1 | 1 | 4 | 3 | 0 | 0 | 0 | 8 | .600 | 1 | 1 | 0 | 0 | 0 | 0 |
| 1 Cerradelo Monrobel | 3.50 | 1-0 | 0 | 4.0 | 1 | 0 | 0 | 0 | 6 | 6 | 2 | 1 | 3 | 1 | 1 | 0 | 18 | .333 | 0 | 0 | 0 | 0 | 0 | 1 |
| 6 Calderon Rodriguez | 4.20 | 0-0 | 0 | 1.2 | 1 | 0 | 0 | 0 | 1 | 1 | 1 | 1 | 2 | 0 | 0 | 0 | 5 | .200 | 0 | 0 | 0 | 0 | 0 | 0 |
| 9 Mera Lizondo Andre | 7.00 | 0-0 | 0 | 2.0 | 1 | 1 | 0 | 0 | 3 | 3 | 2 | 1 | 2 | 0 | 0 | 0 | 10 | .300 | 1 | 1 | 0 | 0 | 0 | 0 |
| 14 MEDINA MASSIANI MA | 8.40 | 0-0 | 0 | 1.2 | 1 | 1 | 0 | 0 | 1 | 2 | 2 | 3 | 2 | 1 | 0 | 0 | 5 | .200 | 1 | 0 | 0 | 0 | 0 | 1 |
| 17 FLORENTINO MENDEZ | 14.00 | 0-0 | 0 | 2.0 | 1 | 0 | 0 | 0 | 5 | 4 | 4 | 4 | 0 | 0 | 0 | 0 | 11 | .455 | 3 | 0 | 0 | 0 | 0 | 0 |
| Totals | 3.64 | 4-0 | 1 | 25.0 | 4 | 4 | 0 | 0 | 26 | 18 | 13 | 21 | 22 | 3 | 2 | 0 | 98 | .265 | 8 | 2 | 1 | 0 | 1 | 2 |
| Opponents | 10.19 | 0-4 | 0 | 22.2 | 4 | 4 | 0 | 0 | 41 | 48 | 33 | 31 | 13 | 10 | 4 | 0 | 107 | .383 | 18 | 2 | 1 | 0 | 2 | 3 |

(All Games, Sorted by Fielding Pct)

| # PLAYER | C | PO | A | E | DP | PLD% | CSB | SBA | SBA% | CI | PB |
|-----------------------|-----|----|----|----|----|-------|-----|-----|-------|----|----|
| 18 Fernandez Pena Mig | 18 | 16 | 2 | 0 | 0 | 1.000 | 1 | 6 | .857 | 0 | 0 |
| 17 FLORENTINO MENDEZ | 11 | 11 | 0 | 0 | 0 | 1.000 | 0 | 0 | 0 | 0 | 0 |
| 1 Cerradelo Monrobel | 8 | 2 | 6 | 0 | 0 | 1.000 | 0 | 0 | 0 | 0 | 0 |
| 13 Se Serrano Aaron | 8 | 7 | 1 | 0 | 0 | 1.000 | 0 | 0 | 0 | 0 | 0 |
| 6 Calderon Rodriguez | 7 | 7 | 0 | 0 | 0 | 1.000 | 0 | 1 | 1.000 | 0 | 0 |
| 2 Suero Rodriguez Fe | 7 | 7 | 0 | 0 | 0 | 1.000 | 0 | 0 | 0 | 0 | 0 |
| 3 SUAREZ ZORRILLA FR | 6 | 4 | 2 | 0 | 0 | 1.000 | 0 | 0 | 0 | 0 | 0 |
| 9 Mera Lizondo Andre | 4 | 4 | 0 | 0 | 0 | 1.000 | 0 | 0 | 0 | 0 | 0 |
| 11 Pineda Caso Cesar | 3 | 3 | 0 | 0 | 0 | 1.000 | 0 | 0 | 0 | 0 | 0 |
| 5 Marchena Fernandez | 2 | 1 | 1 | 0 | 1 | 1.000 | 0 | 0 | 0 | 0 | 0 |
| 14 MEDINA MASSIANI MA | 2 | 2 | 0 | 0 | 0 | 1.000 | 0 | 0 | 0 | 0 | 0 |
| 15 Fabregat Gutierrez | 1 | 0 | 1 | 0 | 0 | 1.000 | 0 | 0 | 0 | 0 | 0 |
| 4 De Jesus Campusano | 10 | 5 | 4 | 1 | 0 | .900 | 0 | 0 | 0 | 0 | 0 |
| 10 Macias Rabout Emil | 8 | 3 | 4 | 1 | 0 | .875 | 0 | 0 | 0 | 0 | 0 |
| 12 Guerra Paredes Ric | 8 | 3 | 3 | 2 | 1 | .750 | 0 | 0 | 0 | 0 | 0 |
| 7 Ramos Jimenez Dieg | 2 | 0 | 1 | 1 | 0 | .500 | 0 | 0 | 0 | 0 | 0 |
| Totals | 105 | 75 | 25 | 5 | 1 | .952 | 1 | 7 | .875 | 0 | 0 |
| Opponents | 113 | 68 | 33 | 12 | 1 | .894 | 1 | 9 | .900 | 0 | 4 |



Estadísticas del Equipo

Comunitat Valenciana



Overall Statistics for Comunitat Valenciana (as of May 02, 2026)
(All Games, Sorted by Batting Avg)

Record: Tournament: 4-0 / Opening Round: 3-0 / Grupo 1º a 4º: 1-0

| # PLAYER | AVG | GP-GS | AB | R | H | 2B | 3B | HR | RBI | TB | SLG% | BB | HP | SO | GDP | OB% | SF | SH | SB-ATT |
|-----------------------|-------|-------|----|----|----|----|----|----|-----|----|-------|----|----|----|-----|-------|----|----|--------|
| 33 Spence Ethan | 1.000 | 3-2 | 2 | 5 | 2 | 0 | 0 | 0 | 1 | 2 | 1.000 | 3 | 0 | 0 | 0 | 1.000 | 0 | 0 | 0-0 |
| 34 Cruz Aguirre Nayit | 1.000 | 2-0 | 1 | 1 | 1 | 0 | 0 | 0 | 1 | 1 | 1.000 | 0 | 0 | 0 | 0 | 1.000 | 0 | 0 | 0-0 |
| 32 Ortuno Pena Santia | 1.000 | 2-1 | 1 | 1 | 1 | 0 | 0 | 0 | 1 | 1 | 1.000 | 3 | 0 | 0 | 0 | 1.000 | 0 | 0 | 0-0 |
| 37 Reenock Torres Luc | .636 | 4-4 | 11 | 7 | 7 | 1 | 0 | 0 | 5 | 8 | .727 | 4 | 0 | 2 | 0 | .733 | 0 | 0 | 3-3 |
| 28 Lucas Turczyn Dani | .600 | 4-4 | 10 | 7 | 6 | 0 | 0 | 0 | 5 | 6 | .600 | 3 | 0 | 1 | 0 | .643 | 1 | 0 | 2-2 |
| 18 Herrero Pastor Gon | .500 | 4-4 | 8 | 6 | 4 | 0 | 0 | 0 | 4 | 4 | .500 | 5 | 1 | 2 | 0 | .714 | 0 | 0 | 2-3 |
| 19 Romero Ferraro Axe | .400 | 3-3 | 5 | 5 | 2 | 0 | 0 | 0 | 2 | 2 | .400 | 4 | 0 | 1 | 0 | .545 | 2 | 0 | 3-3 |
| 29 ALVARADO ADRIAN | .375 | 3-3 | 8 | 4 | 3 | 0 | 0 | 0 | 6 | 3 | .375 | 2 | 1 | 0 | 0 | .545 | 0 | 0 | 2-2 |
| 36 GONZALVO MARRERO Y | .333 | 3-3 | 9 | 3 | 3 | 1 | 0 | 0 | 2 | 4 | .444 | 2 | 0 | 5 | 0 | .455 | 0 | 0 | 0-0 |
| 20 Castillo Aponte Lu | .333 | 4-2 | 9 | 4 | 3 | 0 | 1 | 0 | 6 | 5 | .556 | 4 | 0 | 2 | 0 | .538 | 0 | 0 | 1-1 |
| 26 Sanchez Gutierrez | .333 | 3-3 | 6 | 3 | 2 | 2 | 0 | 0 | 4 | 4 | .667 | 3 | 0 | 3 | 0 | .556 | 0 | 0 | 1-1 |
| 14 Lindstrom Martin-V | .200 | 3-1 | 5 | 1 | 1 | 0 | 0 | 0 | 3 | 1 | .200 | 3 | 0 | 1 | 0 | .500 | 0 | 0 | 0-0 |
| 30 Bello Bastida Salv | .000 | 2-2 | 2 | 4 | 0 | 0 | 0 | 0 | 0 | 0 | .000 | 4 | 0 | 0 | 0 | .667 | 0 | 0 | 0-0 |
| 13 Perez Martinez Jai | .000 | 2-1 | 2 | 3 | 0 | 0 | 0 | 0 | 1 | 0 | .000 | 2 | 1 | 1 | 0 | .600 | 0 | 0 | 0-0 |
| 17 Osechas Gouveia Jo | .000 | 3-3 | 3 | 6 | 0 | 0 | 0 | 0 | 2 | 0 | .000 | 7 | 0 | 0 | 0 | .636 | 1 | 0 | 4-4 |
| Totals | .427 | | 82 | 60 | 35 | 4 | 1 | 0 | 43 | 41 | .500 | 49 | 3 | 18 | 0 | .630 | 4 | 0 | 18-19 |
| Opponents | .113 | | 71 | 14 | 8 | 0 | 2 | 0 | 4 | 12 | .169 | 22 | 3 | 44 | 1 | .344 | 0 | 1 | 12-13 |

(All Games, Sorted by Earned Run Avg)

| # PLAYER | ERA | W-L | SV | IP | G | GS | CG | SHO | H | R | ER | BB | SO | 2B | 3B | HR | AB | B/Avg | WP | HP | BK | IBB | SHA | SFA |
|-----------------------|-------|-----|----|------|---|----|----|-----|----|----|----|----|----|----|----|----|----|-------|----|----|----|-----|-----|-----|
| 18 Herrero Pastor Gon | 0.00 | 0-0 | 0 | 0.0 | 1 | 1 | 0 | 0 | 0 | 3 | 3 | 4 | 0 | 0 | 0 | 0 | 0 | .000 | 3 | 2 | 0 | 0 | 0 | 0 |
| 34 Cruz Aguirre Nayit | 0.00 | 2-0 | 0 | 3.0 | 2 | 0 | 0 | 0 | 0 | 0 | 0 | 3 | 6 | 0 | 0 | 0 | 9 | .000 | 1 | 0 | 0 | 0 | 0 | 0 |
| 20 Castillo Aponte Lu | 0.00 | 0-0 | 0 | 1.1 | 1 | 0 | 0 | 0 | 2 | 0 | 0 | 0 | 1 | 0 | 1 | 0 | 5 | .400 | 0 | 0 | 0 | 0 | 0 | 0 |
| 36 GONZALVO MARRERO Y | 0.78 | 2-0 | 0 | 9.0 | 2 | 0 | 0 | 0 | 4 | 4 | 1 | 4 | 18 | 0 | 0 | 0 | 31 | .129 | 1 | 1 | 0 | 0 | 0 | 0 |
| 26 Sanchez Gutierrez | 2.63 | 0-0 | 0 | 2.2 | 1 | 1 | 0 | 0 | 1 | 1 | 1 | 1 | 5 | 0 | 0 | 0 | 9 | .111 | 2 | 0 | 0 | 0 | 0 | 0 |
| 30 Bello Bastida Salv | 5.25 | 0-0 | 0 | 4.0 | 1 | 1 | 0 | 0 | 1 | 3 | 3 | 4 | 8 | 0 | 1 | 0 | 11 | .091 | 2 | 0 | 0 | 0 | 1 | 0 |
| 28 Lucas Turczyn Dani | 10.50 | 0-0 | 0 | 2.0 | 1 | 1 | 0 | 0 | 0 | 3 | 3 | 6 | 6 | 0 | 0 | 0 | 6 | .000 | 5 | 0 | 0 | 0 | 0 | 0 |
| Totals | 3.50 | 4-0 | 0 | 22.0 | 4 | 4 | 0 | 0 | 8 | 14 | 11 | 22 | 44 | 0 | 2 | 0 | 71 | .113 | 14 | 3 | 0 | 0 | 1 | 0 |
| Opponents | 18.06 | 0-4 | 0 | 16.2 | 4 | 4 | 0 | 0 | 35 | 60 | 43 | 49 | 18 | 4 | 1 | 0 | 82 | .427 | 23 | 3 | 1 | 2 | 0 | 4 |

(All Games, Sorted by Fielding Pct)

| # PLAYER | C | PO | A | E | DP | FLD% | CSB | SBA | SBA% | CI | PB |
|-----------------------|----|----|----|----|----|-------|-----|-----|-------|----|----|
| 32 Ortuno Pena Santia | 10 | 9 | 1 | 0 | 0 | 1.000 | 0 | 0 | 0 | 0 | 1 |
| 28 Lucas Turczyn Dani | 8 | 8 | 0 | 0 | 2 | 1.000 | 0 | 0 | 0 | 0 | 0 |
| 19 Romero Ferraro Axe | 3 | 3 | 0 | 0 | 0 | 1.000 | 0 | 0 | 0 | 0 | 0 |
| 13 Perez Martinez Jai | 3 | 3 | 0 | 0 | 0 | 1.000 | 0 | 3 | 1.000 | 0 | 0 |
| 14 Lindstrom Martin-V | 3 | 2 | 1 | 0 | 1 | 1.000 | 0 | 0 | 0 | 0 | 0 |
| 29 ALVARADO ADRIAN | 3 | 1 | 2 | 0 | 0 | 1.000 | 0 | 0 | 0 | 0 | 0 |
| 36 GONZALVO MARRERO Y | 2 | 2 | 0 | 0 | 0 | 1.000 | 0 | 0 | 0 | 0 | 0 |
| 20 Castillo Aponte Lu | 2 | 2 | 0 | 0 | 0 | 1.000 | 0 | 0 | 0 | 0 | 0 |
| 30 Bello Bastida Salv | 1 | 0 | 1 | 0 | 0 | 1.000 | 0 | 0 | 0 | 0 | 0 |
| 26 Sanchez Gutierrez | 1 | 1 | 0 | 0 | 0 | 1.000 | 0 | 0 | 0 | 0 | 0 |
| 18 Herrero Pastor Gon | 25 | 20 | 4 | 1 | 1 | .960 | 2 | 8 | .800 | 0 | 0 |
| 37 Reenock Torres Luc | 17 | 12 | 4 | 1 | 1 | .941 | 0 | 1 | 1.000 | 0 | 0 |
| 17 Osechas Gouveia Jo | 6 | 3 | 2 | 1 | 0 | .833 | 0 | 0 | 0 | 0 | 0 |
| Totals | 84 | 66 | 15 | 3 | 2 | .964 | 2 | 12 | .857 | 0 | 1 |
| Opponents | 82 | 50 | 17 | 15 | 3 | .817 | 1 | 18 | .947 | 0 | 2 |



Estadísticas del Equipo

Selección Madrileña

Overall Statistics for Selección Madrileña (as of May 02, 2026)
(All Games, Sorted by Batting Avg)

Record: Tournament: 2-2 / Opening Round: 2-1 / Grupo 1º a 4º: 0-1

| # PLAYER | AVG | GP-GS | AB | R | H | 2B | 3B | HR | RBI | TB | SLG% | BB | HP | SO | GDP | OB% | SF | SH | SB-ATT |
|-----------------------|------|-------|-----|----|----|----|----|----|-----|----|-------|----|----|----|-----|------|----|----|--------|
| 29 HECHAVARRIA HERNAN | .667 | 4-4 | 9 | 8 | 6 | 0 | 2 | 1 | 7 | 13 | 1.444 | 4 | 2 | 1 | 0 | .800 | 0 | 0 | 2-2 |
| 14 Denis Gonzalez Die | .667 | 2-0 | 3 | 1 | 2 | 0 | 0 | 0 | 1 | 2 | .667 | 0 | 0 | 0 | 0 | .667 | 0 | 0 | 1-1 |
| 32 De la Cruz Crespo | .500 | 3-3 | 8 | 4 | 4 | 0 | 0 | 0 | 1 | 4 | .500 | 1 | 0 | 1 | 0 | .556 | 0 | 0 | 0-0 |
| 28 FIGUEREDO FLORES J | .500 | 3-1 | 2 | 2 | 1 | 0 | 0 | 0 | 1 | 1 | .500 | 1 | 0 | 1 | 0 | .667 | 0 | 0 | 1-1 |
| 27 Blanco Vielma Seba | .444 | 4-3 | 9 | 5 | 4 | 0 | 2 | 1 | 7 | 11 | 1.222 | 1 | 0 | 4 | 0 | .500 | 0 | 1 | 2-2 |
| 18 AMUNDARAY DE SOUSA | .417 | 4-3 | 12 | 2 | 5 | 2 | 0 | 0 | 7 | 7 | .583 | 1 | 0 | 2 | 0 | .462 | 0 | 1 | 2-3 |
| 25 CASTILLO CELIZ ADR | .375 | 4-4 | 8 | 8 | 3 | 1 | 0 | 0 | 1 | 4 | .500 | 5 | 1 | 1 | 0 | .643 | 0 | 0 | 7-7 |
| 19 Chirinos Trompiz M | .273 | 4-4 | 11 | 2 | 3 | 0 | 1 | 0 | 0 | 5 | .455 | 1 | 0 | 3 | 0 | .333 | 0 | 1 | 2-3 |
| 42 RIVERA ORTIZ Rando | .250 | 4-4 | 8 | 4 | 2 | 0 | 0 | 0 | 0 | 2 | .250 | 3 | 0 | 2 | 0 | .455 | 0 | 0 | 0-0 |
| 45 Alvarez Rodriguez | .167 | 4-4 | 12 | 6 | 2 | 0 | 0 | 0 | 1 | 2 | .167 | 2 | 1 | 4 | 1 | .333 | 0 | 0 | 3-3 |
| 43 PUERTA DIAZ Aaron | .125 | 4-1 | 8 | 0 | 1 | 1 | 0 | 0 | 0 | 2 | .250 | 0 | 0 | 2 | 0 | .125 | 0 | 0 | 0-0 |
| 33 CABRERA FREITES Iv | .100 | 4-4 | 10 | 1 | 1 | 0 | 0 | 0 | 3 | 1 | .100 | 1 | 0 | 2 | 0 | .154 | 2 | 0 | 0-0 |
| 24 Altamar Caicedo Vi | .000 | 4-0 | 2 | 1 | 0 | 0 | 0 | 0 | 0 | 0 | .000 | 1 | 0 | 1 | 0 | .333 | 0 | 0 | 0-0 |
| 20 BEAUJON ARJONA Nic | .000 | 1-1 | 1 | 0 | 0 | 0 | 0 | 0 | 0 | 0 | .000 | 0 | 0 | 1 | 0 | .000 | 0 | 0 | 0-0 |
| 30 RAMIREZ DE LA CRUZ | .000 | 2-0 | 2 | 1 | 0 | 0 | 0 | 0 | 0 | 0 | .000 | 1 | 0 | 1 | 0 | .333 | 0 | 0 | 1-1 |
| Totals | .324 | | 105 | 45 | 34 | 4 | 5 | 2 | 29 | 54 | .514 | 22 | 4 | 26 | 1 | .451 | 2 | 3 | 21-23 |
| Opponents | .244 | | 86 | 27 | 21 | 8 | 0 | 0 | 21 | 29 | .337 | 32 | 1 | 24 | 0 | .443 | 3 | 2 | 11-13 |

(All Games, Sorted by Earned Run Avg)

| # PLAYER | ERA | W-L | SV | IP | G | GS | CG | SHO | H | R | ER | BB | SO | 2B | 3B | HR | AB | B/Avg | WP | HP | BK | IBB | SHA | SFA |
|-----------------------|------|-----|----|------|---|----|----|-----|----|----|----|----|----|----|----|----|-----|-------|----|----|----|-----|-----|-----|
| 28 FIGUEREDO FLORES J | 0.00 | 1-0 | 0 | 1.0 | 1 | 0 | 0 | 0 | 0 | 0 | 0 | 0 | 3 | 0 | 0 | 0 | 3 | .000 | 0 | 0 | 0 | 0 | 0 | 0 |
| 24 Altamar Caicedo Vi | 0.00 | 0-0 | 1 | 0.2 | 1 | 0 | 0 | 0 | 0 | 0 | 0 | 0 | 2 | 0 | 0 | 0 | 2 | .000 | 0 | 0 | 0 | 0 | 0 | 0 |
| 33 CABRERA FREITES Iv | 1.17 | 1-0 | 0 | 6.0 | 1 | 0 | 0 | 0 | 6 | 4 | 1 | 7 | 3 | 1 | 0 | 0 | 22 | .273 | 0 | 0 | 0 | 1 | 1 | 0 |
| 14 Denis Gonzalez Die | 6.00 | 0-1 | 0 | 2.1 | 2 | 0 | 0 | 0 | 3 | 3 | 2 | 4 | 3 | 0 | 0 | 0 | 10 | .300 | 0 | 0 | 0 | 0 | 0 | 0 |
| 19 Chirinos Trompiz M | 6.18 | 0-1 | 0 | 5.2 | 2 | 2 | 0 | 0 | 6 | 9 | 5 | 8 | 4 | 5 | 0 | 0 | 20 | .300 | 3 | 0 | 0 | 0 | 0 | 1 |
| 27 Blanco Vielma Seba | 6.30 | 0-0 | 0 | 1.1 | 2 | 0 | 0 | 0 | 1 | 3 | 3 | 4 | 1 | 0 | 0 | 0 | 10 | .100 | 2 | 1 | 1 | 0 | 1 | 0 |
| 25 CASTILLO CELIZ ADR | 7.88 | 0-0 | 0 | 2.2 | 2 | 0 | 0 | 0 | 4 | 5 | 3 | 4 | 5 | 2 | 0 | 0 | 12 | .333 | 0 | 0 | 0 | 1 | 0 | 1 |
| 20 BEAUJON ARJONA Nic | 9.00 | 0-0 | 0 | 2.1 | 2 | 1 | 0 | 0 | 1 | 3 | 3 | 5 | 3 | 0 | 0 | 0 | 7 | .143 | 0 | 0 | 2 | 0 | 0 | 1 |
| Totals | 4.96 | 2-2 | 1 | 24.0 | 4 | 4 | 0 | 0 | 21 | 27 | 17 | 32 | 24 | 8 | 0 | 0 | 86 | .244 | 5 | 1 | 3 | 2 | 2 | 3 |
| Opponents | 9.88 | 2-2 | 1 | 22.2 | 4 | 4 | 0 | 0 | 34 | 45 | 32 | 22 | 26 | 4 | 5 | 2 | 105 | .324 | 15 | 4 | 3 | 1 | 3 | 2 |

(All Games, Sorted by Fielding Pct)

| # PLAYER | C | PO | A | E | DP | FLD% | CSB | SBA | SBA% | CI | PB |
|-----------------------|-----|----|----|----|----|-------|-----|-----|-------|----|----|
| 29 HECHAVARRIA HERNAN | 31 | 29 | 2 | 0 | 0 | 1.000 | 0 | 2 | 1.000 | 0 | 0 |
| 33 CABRERA FREITES Iv | 20 | 13 | 7 | 0 | 1 | 1.000 | 2 | 7 | .778 | 0 | 0 |
| 32 De la Cruz Crespo | 8 | 8 | 0 | 0 | 1 | 1.000 | 0 | 0 | 0 | 0 | 0 |
| 19 Chirinos Trompiz M | 4 | 3 | 1 | 0 | 0 | 1.000 | 0 | 0 | 0 | 0 | 0 |
| 27 Blanco Vielma Seba | 4 | 2 | 2 | 0 | 0 | 1.000 | 0 | 0 | 0 | 0 | 0 |
| 42 RIVERA ORTIZ Rando | 1 | 1 | 0 | 0 | 0 | 1.000 | 0 | 0 | 0 | 0 | 0 |
| 43 PUERTA DIAZ Aaron | 1 | 1 | 0 | 0 | 0 | 1.000 | 0 | 0 | 0 | 0 | 0 |
| 14 Denis Gonzalez Die | 1 | 0 | 1 | 0 | 0 | 1.000 | 0 | 1 | 1.000 | 0 | 0 |
| 25 CASTILLO CELIZ ADR | 15 | 5 | 9 | 1 | 1 | .933 | 0 | 1 | 1.000 | 0 | 0 |
| 18 AMUNDARAY DE SOUSA | 8 | 4 | 2 | 2 | 1 | .750 | 0 | 0 | 0 | 0 | 0 |
| 45 Alvarez Rodriguez | 11 | 4 | 4 | 3 | 0 | .727 | 0 | 0 | 0 | 0 | 0 |
| 30 RAMIREZ DE LA CRUZ | 3 | 1 | 1 | 1 | 0 | .667 | 0 | 0 | 0 | 0 | 0 |
| 28 FIGUEREDO FLORES J | 2 | 1 | 0 | 1 | 0 | .500 | 0 | 0 | 0 | 0 | 0 |
| 24 Altamar Caicedo Vi | 1 | 0 | 0 | 1 | 0 | .000 | 0 | 0 | 0 | 0 | 0 |
| Totals | 110 | 72 | 29 | 9 | 3 | .918 | 2 | 11 | .846 | 0 | 0 |
| Opponents | 107 | 68 | 24 | 15 | 1 | .86 | 3 | 21 | .875 | 0 | 1 |



Estadísticas del Equipo

Selección Navarra



Overall Statistics for Selección Navarra (as of May 02, 2026)
(All Games, Sorted by Batting Avg)

Record: Tournament: 1-3 / Opening Round: 0-3 / Grupo 5º a 8º: 1-0

| # PLAYER | AVG | GP-GS | AB | R | H | 2B | 3B | HR | RBI | TB | SLG% | BB | HP | SO | GDP | OB% | SF | SH | SB-ATT |
|-----------------------|------|-------|----|----|----|----|----|----|-----|----|------|----|----|----|-----|------|----|----|--------|
| 37 Torres Martin Adri | .583 | 4-4 | 12 | 5 | 7 | 0 | 0 | 0 | 3 | 7 | .583 | 2 | 0 | 0 | 0 | .643 | 0 | 0 | 3-3 |
| 33 Alvarado Rios Andr | .429 | 4-4 | 7 | 6 | 3 | 0 | 0 | 0 | 3 | 3 | .429 | 8 | 0 | 0 | 0 | .733 | 0 | 0 | 4-5 |
| 57 Colmener Lugo Yad | .400 | 4-2 | 5 | 3 | 2 | 1 | 0 | 0 | 4 | 3 | .600 | 4 | 0 | 1 | 1 | .667 | 0 | 0 | 2-2 |
| 42 ALVAREZ ARMAS Mois | .385 | 4-4 | 13 | 5 | 5 | 1 | 0 | 0 | 3 | 6 | .462 | 2 | 1 | 2 | 0 | .500 | 0 | 0 | 3-3 |
| 31 Yoldi Usechi Tomas | .286 | 4-2 | 7 | 0 | 2 | 0 | 0 | 0 | 1 | 2 | .286 | 1 | 0 | 0 | 0 | .375 | 0 | 0 | 1-1 |
| 36 ILUNDAIN OROZ Aret | .200 | 3-1 | 5 | 0 | 1 | 0 | 0 | 0 | 0 | 1 | .200 | 0 | 0 | 0 | 0 | .200 | 0 | 0 | 0-0 |
| 44 ESPINOLA ALMANZAR | .125 | 4-4 | 8 | 3 | 1 | 0 | 0 | 0 | 0 | 1 | .125 | 4 | 0 | 1 | 0 | .417 | 0 | 0 | 1-1 |
| 56 Martinez Gomez Ini | .091 | 4-4 | 11 | 0 | 1 | 0 | 0 | 0 | 2 | 1 | .91 | 2 | 1 | 2 | 0 | .286 | 0 | 0 | 1-1 |
| 41 Perez Oneca Mateo | .000 | 3-0 | 1 | 1 | 0 | 0 | 0 | 0 | 0 | 0 | .000 | 3 | 0 | 0 | 0 | .750 | 0 | 0 | 0-0 |
| 35 ALVAREZ CORDERO JO | .000 | 2-1 | 1 | 1 | 0 | 0 | 0 | 0 | 1 | 0 | .000 | 2 | 0 | 0 | 0 | .667 | 0 | 0 | 0-0 |
| 32 Giron Williams Dan | .000 | 4-4 | 10 | 3 | 0 | 0 | 0 | 0 | 1 | 0 | .000 | 1 | 3 | 1 | 1 | .286 | 0 | 0 | 1-1 |
| 45 Garrues Herce Xabi | .000 | 4-2 | 3 | 0 | 0 | 0 | 0 | 0 | 0 | 0 | .000 | 0 | 0 | 2 | 0 | .000 | 0 | 0 | 0-0 |
| 38 Alonso Martinez Ix | .000 | 3-1 | 4 | 1 | 0 | 0 | 0 | 0 | 0 | 0 | .000 | 0 | 0 | 3 | 0 | .000 | 0 | 0 | 1-1 |
| 39 Urdiain Pardo Pol | .000 | 2-1 | 1 | 2 | 0 | 0 | 0 | 0 | 1 | 0 | .000 | 2 | 1 | 1 | 0 | .750 | 0 | 0 | 0-0 |
| 34 ACAZ AZCONA Amets | .000 | 2-2 | 2 | 1 | 0 | 0 | 0 | 0 | 0 | 0 | .000 | 1 | 0 | 2 | 0 | .333 | 0 | 0 | 0-0 |
| 43 Asurmendi Vazquez | .000 | 4-0 | 3 | 1 | 0 | 0 | 0 | 0 | 2 | 0 | .000 | 4 | 0 | 1 | 0 | .571 | 0 | 0 | 1-1 |
| Totals | .237 | | 93 | 32 | 22 | 2 | 0 | 0 | 21 | 24 | .258 | 36 | 6 | 16 | 2 | .474 | 0 | 0 | 18-19 |
| Opponents | .316 | | 95 | 29 | 30 | 4 | 5 | 1 | 21 | 47 | .495 | 21 | 1 | 24 | 1 | .437 | 2 | 1 | 9-11 |

(All Games, Sorted by Earned Run Avg)

| # PLAYER | ERA | W-L | SV | IP | G | GS | CG | SHO | H | R | ER | BB | SO | 2B | 3B | HR | AB | B/Avg | WP | HP | BK | IBB | SHA | SFA |
|-----------------------|-------|-----|----|------|---|----|----|-----|----|----|----|----|----|----|----|----|------|-------|----|----|----|-----|-----|-----|
| 35 ALVAREZ CORDERO JO | 0.00 | 0-0 | 0 | 1.1 | 1 | 0 | 0 | 0 | 2 | 0 | 0 | 4 | 0 | 0 | 0 | 0 | 5 | .400 | 0 | 0 | 0 | 0 | 0 | 0 |
| 45 Garrues Herce Xabi | 0.00 | 0-1 | 0 | 0.1 | 1 | 0 | 0 | 0 | 1 | 2 | 0 | 1 | 1 | 0 | 1 | 0 | 3 | .333 | 0 | 0 | 0 | 0 | 0 | 0 |
| 39 Urdiain Pardo Pol | 0.00 | 0-0 | 0 | 0.2 | 1 | 0 | 0 | 0 | 0 | 0 | 0 | 1 | 0 | 0 | 0 | 0 | 2 | .000 | 0 | 0 | 0 | 0 | 0 | 0 |
| 56 Martinez Gomez Ini | 3.00 | 1-1 | 0 | 7.0 | 2 | 2 | 1 | 1 | 6 | 3 | 3 | 3 | 14 | 0 | 2 | 0 | 26 | .231 | 3 | 1 | 0 | 0 | 0 | 1 |
| 43 Asurmendi Vazquez | 3.00 | 0-0 | 0 | 4.2 | 1 | 0 | 0 | 0 | 2 | 2 | 2 | 2 | 5 | 0 | 0 | 0 | 15 | .133 | 2 | 0 | 0 | 0 | 0 | 0 |
| 37 Torres Martin Adri | 5.25 | 0-0 | 0 | 4.0 | 1 | 0 | 0 | 0 | 5 | 3 | 3 | 1 | 1 | 1 | 0 | 0 | 14 | .357 | 2 | 0 | 0 | 0 | 0 | 1 |
| 44 ESPINOLA ALMANZAR | 9.00 | 0-0 | 0 | 2.1 | 1 | 1 | 0 | 0 | 4 | 6 | 3 | 3 | 2 | 1 | 1 | 0 | 10 | .400 | 2 | 0 | 0 | 0 | 0 | 0 |
| 33 Alvarado Rios Andr | 15.00 | 0-1 | 0 | 2.1 | 1 | 1 | 0 | 0 | 6 | 5 | 3 | 1 | 2 | 0 | 1 | 13 | .462 | 0 | 0 | 0 | 1 | 0 | 0 | |
| 34 ACAZ AZCONA Amets | 42.00 | 0-0 | 0 | 1.0 | 1 | 0 | 0 | 0 | 4 | 7 | 6 | 3 | 0 | 0 | 1 | 0 | 7 | .571 | 2 | 0 | 0 | 0 | 1 | 0 |
| Totals | 6.51 | 1-3 | 0 | 23.2 | 4 | 4 | 1 | 1 | 30 | 29 | 22 | 21 | 24 | 4 | 5 | 1 | 95 | .316 | 11 | 1 | 0 | 1 | 1 | 2 |
| Opponents | 7.80 | 3-1 | 2 | 23.1 | 4 | 4 | 0 | 0 | 22 | 32 | 26 | 36 | 16 | 2 | 0 | 0 | 93 | .237 | 10 | 6 | 3 | 0 | 0 | 0 |

(All Games, Sorted by Fielding Pct)

| # PLAYER | C | PO | A | E | DP | FLD% | CSB | SBA | SBA% | CI | PB |
|-----------------------|-----|----|----|---|----|-------|-----|-----|------|----|----|
| 56 Martinez Gomez Ini | 17 | 17 | 0 | 0 | 1 | 1.000 | 0 | 0 | 0 | 0 | 0 |
| 57 Colmener Lugo Yad | 16 | 15 | 1 | 0 | 1 | 1.000 | 1 | 5 | .833 | 0 | 0 |
| 31 Yoldi Usechi Tomas | 15 | 12 | 3 | 0 | 0 | 1.000 | 1 | 4 | .800 | 0 | 0 |
| 37 Torres Martin Adri | 10 | 5 | 5 | 0 | 1 | 1.000 | 0 | 0 | 0 | 0 | 0 |
| 32 Giron Williams Dan | 10 | 9 | 1 | 0 | 0 | 1.000 | 0 | 0 | 0 | 0 | 0 |
| 45 Garrues Herce Xabi | 3 | 2 | 1 | 0 | 0 | 1.000 | 0 | 0 | 0 | 0 | 0 |
| 39 Urdiain Pardo Pol | 1 | 1 | 0 | 0 | 0 | 1.000 | 0 | 0 | 0 | 0 | 0 |
| 36 ILUNDAIN OROZ Aret | 1 | 1 | 0 | 0 | 0 | 1.000 | 0 | 0 | 0 | 0 | 0 |
| 33 Alvarado Rios Andr | 9 | 0 | 8 | 1 | 0 | .889 | 0 | 0 | 0 | 0 | 0 |
| 42 ALVAREZ ARMAS Mois | 16 | 7 | 6 | 3 | 2 | .813 | 0 | 0 | 0 | 0 | 0 |
| 43 Asurmendi Vazquez | 4 | 2 | 1 | 1 | 0 | .750 | 0 | 0 | 0 | 0 | 0 |
| 34 ACAZ AZCONA Amets | 2 | 0 | 0 | 2 | 0 | .000 | 0 | 0 | 0 | 0 | 0 |
| 44 ESPINOLA ALMANZAR | 1 | 0 | 0 | 1 | 0 | .000 | 0 | 0 | 0 | 0 | 0 |
| Totals | 105 | 71 | 26 | 8 | 2 | .924 | 2 | 9 | .818 | 0 | 0 |
| Opponents | 103 | 70 | 25 | 8 | 2 | .922 | 1 | 18 | .947 | 0 | 5 |



Estadísticas del Equipo

Federación Gallega

Overall Statistics for Federación Gallega (as of May 02, 2026)
(All Games, Sorted by Batting Avg)

Record: Tournament: 1-3 / Opening Round: 1-2 / Grupo 5º a 8º: 0-1

| # | PLAYER | AVG | GP-GS | AB | R | H | 2B | 3B | HR | RBI | TB | SLG% | BB | HP | SO | GDP | OB% | SF | SH | SB-ATT |
|-----------|--------------------|------|-------|----|----|----|----|----|----|-----|----|------|----|----|----|-----|-------|----|----|--------|
| 0 | COLINA RODRIGUEZ J | .500 | 4-4 | 10 | 2 | 5 | 0 | 2 | 0 | 2 | 9 | .900 | 1 | 0 | 2 | 0 | .545 | 0 | 0 | 2-2 |
| 0 | Molina Zabala Jose | .500 | 4-4 | 10 | 1 | 5 | 0 | 0 | 0 | 2 | 5 | .500 | 0 | 0 | 0 | 0 | .455 | 1 | 0 | 0-0 |
| 0 | Valino Carro Marce | .400 | 2-2 | 5 | 1 | 2 | 0 | 1 | 0 | 3 | 4 | .800 | 0 | 0 | 2 | 0 | .400 | 0 | 0 | 0-0 |
| 0 | Ochoa Couto Allan | .333 | 4-4 | 6 | 1 | 2 | 0 | 0 | 0 | 0 | 2 | .333 | 3 | 0 | 1 | 0 | .556 | 0 | 0 | 0-0 |
| 0 | Molina Cornieles C | .250 | 4-4 | 12 | 4 | 3 | 2 | 0 | 0 | 0 | 5 | .417 | 1 | 0 | 3 | 0 | .308 | 0 | 0 | 1-1 |
| 0 | CHACON LOPEZ OLIVE | .250 | 4-2 | 4 | 0 | 1 | 0 | 0 | 0 | 0 | 1 | .250 | 2 | 1 | 0 | 0 | .571 | 0 | 0 | 0-0 |
| 0 | Carballido Placer | .231 | 4-4 | 13 | 2 | 3 | 0 | 0 | 0 | 0 | 3 | .231 | 0 | 0 | 0 | 0 | .231 | 0 | 0 | 0-0 |
| 0 | Linarez Mendoza Ca | .182 | 4-4 | 11 | 2 | 2 | 0 | 0 | 0 | 2 | 2 | .182 | 2 | 0 | 2 | 0 | .308 | 0 | 0 | 1-1 |
| 0 | Paz Cedeno Yoneibe | .000 | 1-1 | 2 | 0 | 0 | 0 | 0 | 0 | 0 | 0 | .000 | 0 | 0 | 1 | 0 | .000 | 0 | 0 | 0-0 |
| 0 | Sardinha Silva Man | .000 | 2-2 | 4 | 0 | 0 | 0 | 0 | 0 | 0 | 0 | .000 | 0 | 0 | 3 | 0 | .000 | 0 | 0 | 0-0 |
| 0 | Rico Cepeda Gabrie | .000 | 1-1 | 0 | 0 | 0 | 0 | 0 | 0 | 0 | 0 | .000 | 1 | 0 | 0 | 0 | 1.000 | 0 | 0 | 0-0 |
| 0 | Andrade Comte Salv | .000 | 2-1 | 1 | 0 | 0 | 0 | 0 | 0 | 0 | 0 | .000 | 0 | 0 | 1 | 0 | .000 | 0 | 0 | 0-0 |
| 0 | SILVA GUTIERREZ AN | .000 | 1-1 | 2 | 0 | 0 | 0 | 0 | 0 | 0 | 0 | .000 | 0 | 0 | 2 | 0 | .000 | 0 | 0 | 0-0 |
| 0 | Lago Saborido Xavi | .000 | 3-2 | 2 | 1 | 0 | 0 | 0 | 0 | 0 | 0 | .000 | 4 | 0 | 1 | 1 | .667 | 0 | 0 | 0-1 |
| Totals | | .280 | | 82 | 14 | 23 | 2 | 3 | 0 | 9 | 31 | .378 | 14 | 1 | 18 | 1 | .388 | 1 | 0 | 4-5 |
| Opponents | | .316 | | 95 | 40 | 30 | 3 | 2 | 0 | 23 | 37 | .389 | 30 | 5 | 24 | 1 | .500 | 0 | 0 | 19-19 |

(All Games, Sorted by Earned Run Avg)

| # | PLAYER | ERA | W-L SV | IP | G | GS | CG | SHO | H | R | ER | BB | SO | 2B | 3B | HR | AB | B/Avg | WP | HP | BK | IBB | SHA | SFA |
|-----------|--------------------|-------|--------|----|------|----|----|-----|---|----|----|----|----|----|----|----|----|-------|----|----|----|-----|-----|-----|
| 0 | Linarez Mendoza Ca | 0.00 | 0-0 | 1 | 3.2 | 2 | 0 | 0 | 0 | 1 | 1 | 0 | 6 | 5 | 0 | 0 | 12 | .083 | 2 | 1 | 0 | 0 | 0 | 0 |
| 0 | COLINA RODRIGUEZ J | 5.25 | 0-0 | 0 | 1.1 | 1 | 0 | 0 | 0 | 0 | 3 | 1 | 6 | 1 | 0 | 0 | 4 | .000 | 3 | 0 | 1 | 0 | 0 | 0 |
| 0 | Sardinha Silva Man | 5.25 | 0-0 | 0 | 1.1 | 1 | 0 | 0 | 0 | 2 | 2 | 1 | 2 | 2 | 0 | 0 | 7 | .286 | 1 | 1 | 0 | 0 | 0 | 0 |
| 0 | Lago Saborido Xavi | 7.00 | 0-0 | 0 | 2.0 | 1 | 0 | 0 | 0 | 3 | 2 | 2 | 0 | 6 | 0 | 1 | 0 | .273 | 0 | 0 | 0 | 0 | 0 | 0 |
| 0 | Molina Cornieles C | 10.50 | 0-1 | 0 | 2.0 | 1 | 1 | 0 | 0 | 6 | 7 | 3 | 2 | 3 | 0 | 0 | 14 | .429 | 1 | 0 | 0 | 0 | 0 | 0 |
| 0 | Carballido Placer | 13.36 | 1-0 | 0 | 3.2 | 1 | 1 | 0 | 0 | 4 | 7 | 7 | 6 | 3 | 1 | 0 | 0 | .250 | 3 | 1 | 1 | 0 | 0 | 0 |
| 0 | Andrade Comte Salv | 16.33 | 0-0 | 0 | 3.0 | 1 | 0 | 0 | 0 | 4 | 7 | 7 | 5 | 3 | 1 | 0 | 0 | .333 | 5 | 2 | 1 | 0 | 0 | 0 |
| 0 | CHACON LOPEZ OLIVE | 17.50 | 0-1 | 0 | 2.0 | 1 | 1 | 0 | 0 | 8 | 7 | 5 | 2 | 1 | 1 | 0 | 0 | .533 | 1 | 0 | 0 | 0 | 0 | 0 |
| 0 | Rico Cepeda Gabrie | 63.00 | 0-1 | 0 | 0.1 | 1 | 1 | 0 | 0 | 2 | 4 | 3 | 1 | 0 | 0 | 1 | 0 | .500 | 3 | 0 | 1 | 0 | 0 | 0 |
| Totals | | 10.50 | 1-3 | 1 | 19.1 | 4 | 4 | 0 | 0 | 30 | 40 | 29 | 30 | 24 | 3 | 2 | 0 | .316 | 19 | 5 | 4 | 0 | 0 | 0 |
| Opponents | | 2.71 | 3-1 | 0 | 20.2 | 4 | 4 | 0 | 0 | 23 | 14 | 8 | 14 | 18 | 2 | 3 | 0 | .280 | 7 | 1 | 1 | 0 | 0 | 1 |

(All Games, Sorted by Fielding Pct)

| # | PLAYER | C | PO | A | E | DP | FLD% | CSB | SBA | SBA% | CI | PB |
|-----------|--------------------|----|----|----|----|----|-------|-----|-----|-------|----|----|
| 0 | Molina Zabala Jose | 24 | 23 | 1 | 0 | 1 | 1.000 | 0 | 2 | 1.000 | 0 | 2 |
| 0 | Molina Cornieles C | 11 | 1 | 10 | 0 | 0 | 1.000 | 0 | 0 | 0 | 0 | 0 |
| 0 | Carballido Placer | 9 | 6 | 3 | 0 | 0 | 1.000 | 0 | 0 | 0 | 0 | 0 |
| 0 | Paz Cedeno Yoneibe | 4 | 4 | 0 | 0 | 0 | 1.000 | 0 | 1 | 1.000 | 0 | 2 |
| 0 | SILVA GUTIERREZ AN | 3 | 2 | 1 | 0 | 0 | 1.000 | 0 | 0 | 0 | 0 | 0 |
| 0 | Ochoa Couto Allan | 2 | 2 | 0 | 0 | 0 | 1.000 | 0 | 0 | 0 | 0 | 0 |
| 0 | CHACON LOPEZ OLIVE | 1 | 1 | 0 | 0 | 0 | 1.000 | 0 | 0 | 0 | 0 | 0 |
| 0 | Valino Carro Marce | 14 | 12 | 0 | 2 | 0 | .857 | 0 | 16 | 1.000 | 0 | 2 |
| 0 | Linarez Mendoza Ca | 3 | 1 | 1 | 1 | 0 | .667 | 0 | 0 | 0 | 0 | 0 |
| 0 | COLINA RODRIGUEZ J | 17 | 6 | 5 | 6 | 1 | .647 | 0 | 0 | 0 | 0 | 0 |
| 0 | Sardinha Silva Man | 1 | 0 | 0 | 1 | 0 | .000 | 0 | 0 | 0 | 0 | 0 |
| 0 | Andrade Comte Salv | 1 | 0 | 0 | 1 | 0 | .000 | 0 | 0 | 0 | 0 | 0 |
| 0 | Lago Saborido Xavi | 1 | 0 | 0 | 1 | 0 | .000 | 0 | 0 | 0 | 0 | 0 |
| Totals | | 91 | 58 | 21 | 12 | 1 | .868 | 0 | 19 | 1.000 | 0 | 6 |
| Opponents | | 88 | 62 | 19 | 7 | 2 | .92 | 1 | 4 | .800 | 0 | 0 |



Estadísticas del Equipo

Federación Asturiana

Overall Statistics for Federación Asturiana (as of May 02, 2026)
(All Games, Sorted by Batting Avg)

Record: Tournament: 0-4 / Opening Round: 0-3 / Grupo 5º a 8º: 0-1

| # | PLAYER | AVG | GP-GS | AB | R | H | 2B | 3B | HR | RBI | TB | SLG% | BB | HP | SO | GDP | OB% | SF | SH | SB-ATT |
|-----------|--------------------|------|-------|----|----|----|----|----|----|-----|----|-------|----|----|----|-----|------|----|----|--------|
| 30 | GONZALEZ HINAGA JA | .750 | 4-3 | 4 | 3 | 3 | 0 | 1 | 0 | 4 | 5 | 1.250 | 2 | 0 | 1 | 0 | .833 | 0 | 0 | 0-0 |
| 24 | Lorenzo Felix Andr | .400 | 4-4 | 5 | 5 | 2 | 0 | 0 | 0 | 0 | 2 | .400 | 3 | 0 | 0 | 0 | .625 | 0 | 0 | 4-4 |
| 20 | RODRIGUEZ DOMINGUE | .250 | 4-4 | 4 | 0 | 1 | 0 | 0 | 0 | 2 | 1 | .250 | 5 | 0 | 2 | 1 | .667 | 0 | 0 | 0-0 |
| 42 | CASTRO ABOLI NEL | .000 | 2-1 | 1 | 1 | 0 | 0 | 0 | 0 | 0 | 0 | .000 | 1 | 0 | 1 | 0 | .500 | 0 | 0 | 0-0 |
| 25 | COLINA LABRADOR SA | .000 | 4-4 | 6 | 0 | 0 | 0 | 0 | 0 | 0 | 0 | .000 | 2 | 0 | 6 | 0 | .250 | 0 | 0 | 0-0 |
| 55 | Fernandez Gonzalez | .000 | 4-3 | 3 | 2 | 0 | 0 | 0 | 0 | 0 | 0 | .000 | 3 | 0 | 3 | 0 | .500 | 0 | 0 | 0-0 |
| 19 | Gutierrez Puente H | .000 | 4-3 | 7 | 0 | 0 | 0 | 0 | 0 | 0 | 0 | .000 | 0 | 0 | 5 | 0 | .000 | 0 | 0 | 0-0 |
| 21 | Iban Molina Aitor | .000 | 4-4 | 6 | 2 | 0 | 0 | 0 | 0 | 0 | 0 | .000 | 2 | 1 | 3 | 0 | .333 | 0 | 0 | 1-1 |
| 17 | JORDAN SANCHEZ ALE | .000 | 3-2 | 2 | 1 | 0 | 0 | 0 | 0 | 0 | 0 | .000 | 3 | 0 | 1 | 0 | .600 | 0 | 0 | 0-0 |
| 26 | RODRIGUES LOPES JU | .000 | 4-1 | 2 | 0 | 0 | 0 | 0 | 0 | 0 | 0 | .000 | 1 | 1 | 2 | 0 | .500 | 0 | 0 | 0-0 |
| 18 | Lopez Celleri Jona | .000 | 4-3 | 4 | 0 | 0 | 0 | 0 | 0 | 0 | 0 | .000 | 0 | 0 | 4 | 0 | .000 | 0 | 0 | 0-0 |
| 44 | AZAUSTRE CARBAJALE | .000 | 2-0 | 1 | 0 | 0 | 0 | 0 | 0 | 0 | 0 | .000 | 0 | 0 | 1 | 0 | .000 | 0 | 0 | 0-0 |
| 43 | Ramos Gil Sopfia G | .000 | 4-3 | 4 | 0 | 0 | 0 | 0 | 0 | 0 | 0 | .000 | 1 | 0 | 3 | 1 | .200 | 0 | 0 | 1-1 |
| 45 | PEREIRA LIMA YASMI | .000 | 3-1 | 2 | 1 | 0 | 0 | 0 | 0 | 0 | 0 | .000 | 1 | 0 | 2 | 0 | .333 | 0 | 0 | 0-0 |
| Totals | | .118 | | 51 | 15 | 6 | 0 | 1 | 0 | 6 | 8 | .157 | 24 | 2 | 34 | 2 | .416 | 0 | 0 | 6-6 |
| Opponents | | .500 | | 82 | 83 | 41 | 3 | 4 | 3 | 42 | 61 | .744 | 55 | 6 | 7 | 0 | .708 | 1 | 0 | 17-17 |

(All Games, Sorted by Earned Run Avg)

| # | PLAYER | ERA | W-L | SV | IP | G | GS | CG | SHO | H | R | ER | BB | SO | 2B | 3B | HR | AB | B/Avg | WP | HP | BK | IBB | SHA | SFA |
|-----------|--------------------|--------|-----|----|------|---|----|----|-----|----|----|----|----|----|----|----|----|------|-------|----|----|----|-----|-----|-----|
| 18 | Lopez Celleri Jona | 21.00 | 0-0 | 0 | 0.1 | 1 | 0 | 0 | 0 | 1 | 1 | 1 | 2 | 0 | 0 | 0 | 0 | 2 | .500 | 1 | 1 | 0 | 0 | 0 | 0 |
| 17 | JORDAN SANCHEZ ALE | 25.20 | 0-1 | 0 | 1.2 | 1 | 1 | 0 | 0 | 7 | 9 | 6 | 2 | 3 | 0 | 1 | 1 | 14 | .500 | 1 | 0 | 0 | 0 | 0 | 1 |
| 19 | Gutierrez Puente H | 28.00 | 0-0 | 0 | 1.0 | 1 | 0 | 0 | 0 | 3 | 11 | 4 | 8 | 0 | 0 | 0 | 0 | 8 | .375 | 7 | 0 | 0 | 0 | 0 | 0 |
| 21 | Iban Molina Aitor | 33.60 | 0-0 | 0 | 1.2 | 2 | 0 | 0 | 0 | 1 | 10 | 8 | 10 | 1 | 0 | 0 | 0 | 7 | .143 | 3 | 1 | 0 | 0 | 0 | 0 |
| 24 | Lorenzo Felix Andr | 35.00 | 0-2 | 0 | 3.0 | 2 | 2 | 0 | 0 | 7 | 18 | 15 | 15 | 2 | 0 | 1 | 0 | 16 | .438 | 7 | 2 | 2 | 0 | 0 | 0 |
| 43 | Ramos Gil Sopfia G | 36.75 | 0-0 | 0 | 1.1 | 1 | 0 | 0 | 0 | 8 | 10 | 7 | 5 | 1 | 1 | 1 | 13 | .615 | 6 | 1 | 1 | 0 | 0 | 0 | |
| 55 | Fernandez Gonzalez | 77.00 | 0-0 | 0 | 1.0 | 1 | 0 | 0 | 0 | 10 | 12 | 11 | 5 | 0 | 2 | 1 | 1 | 15 | .667 | 6 | 0 | 0 | 0 | 0 | 0 |
| 25 | COLINA LABRADOR SA | 210.00 | 0-1 | 0 | 0.1 | 1 | 1 | 0 | 0 | 4 | 12 | 10 | 8 | 0 | 0 | 0 | 0 | 7 | .571 | 10 | 1 | 0 | 0 | 0 | 0 |
| Totals | | 42.00 | 0-4 | 0 | 10.1 | 4 | 4 | 0 | 0 | 41 | 83 | 62 | 55 | 7 | 3 | 4 | 3 | 82 | .500 | 41 | 6 | 3 | 0 | 0 | 1 |
| Opponents | | 6.56 | 4-0 | 0 | 16.0 | 4 | 4 | 1 | 1 | 6 | 15 | 15 | 24 | 34 | 0 | 1 | 0 | 51 | .118 | 10 | 2 | 2 | 0 | 0 | 0 |

(All Games, Sorted by Fielding Pct)

| # | PLAYER | C | PO | A | E | DP | FLD% | CSB | SBA | SBA% | CI | PB |
|-----------|--------------------|----|----|----|----|----|-------|-----|-----|-------|----|----|
| 25 | COLINA LABRADOR SA | 2 | 1 | 1 | 0 | 0 | 1.000 | 0 | 0 | 0 | 0 | 0 |
| 20 | RODRIGUEZ DOMINGUE | 12 | 8 | 2 | 2 | 0 | .833 | 0 | 17 | 1.000 | 0 | 4 |
| 17 | JORDAN SANCHEZ ALE | 4 | 3 | 0 | 1 | 0 | .750 | 0 | 0 | 0 | 0 | 0 |
| 24 | Lorenzo Felix Andr | 18 | 7 | 5 | 6 | 0 | .667 | 0 | 0 | 0 | 0 | 0 |
| 43 | Ramos Gil Sopfia G | 3 | 2 | 0 | 1 | 0 | .667 | 0 | 0 | 0 | 0 | 0 |
| 21 | Iban Molina Aitor | 8 | 4 | 1 | 3 | 0 | .625 | 0 | 0 | 0 | 0 | 0 |
| 19 | Gutierrez Puente H | 6 | 3 | 0 | 3 | 0 | .500 | 0 | 0 | 0 | 0 | 0 |
| 18 | Lopez Celleri Jona | 9 | 3 | 1 | 5 | 0 | .444 | 0 | 0 | 0 | 0 | 0 |
| 42 | CASTRO ABOLI NEL | 1 | 0 | 0 | 1 | 0 | .000 | 0 | 0 | 0 | 0 | 0 |
| 55 | Fernandez Gonzalez | 1 | 0 | 0 | 1 | 0 | .000 | 0 | 0 | 0 | 0 | 0 |
| 30 | GONZALEZ HINAGA JA | 1 | 0 | 0 | 1 | 0 | .000 | 0 | 0 | 0 | 0 | 0 |
| 45 | PEREIRA LIMA YASMI | 1 | 0 | 0 | 1 | 0 | .000 | 0 | 0 | 0 | 0 | 0 |
| Totals | | 66 | 31 | 10 | 25 | 0 | .621 | 0 | 17 | 1.000 | 0 | 4 |
| Opponents | | 63 | 48 | 14 | 1 | 3 | .984 | 0 | 6 | 1.000 | 0 | 1 |



Estadísticas de los Líderes

Batting Leaders

BATTING AVERAGE (min 2.4 PA/G)

| | | |
|----|-------------------------|------|
| 1. | Vargas Rivera Jass, ARA | .818 |
| 2. | Fernandez Pena Mig, CAT | .667 |
| - | HECHAVARRIA HERNAN, MAD | .667 |
| 4. | Reenock Torres Luc, VAL | .636 |
| 5. | Bustamante Mendoza, CYL | .600 |
| - | Lucas Turczyn Dani, VAL | .600 |
| 7. | Torres Martin Adri, NAV | .583 |
| 8. | 5 Tied at | .500 |

SLUGGING PCT (min 2.4 PA/G)

| | | |
|----|-------------------------|-------|
| 1. | HECHAVARRIA HERNAN, MAD | 1.444 |
| 2. | Blanco Vielma Seba, MAD | 1.222 |
| - | Fernandez Pena Mig, CAT | 1.222 |
| 4. | Bustamante Mendoza, CYL | 1.200 |
| 5. | Vargas Rivera Jass, ARA | 1.091 |
| 6. | COLINA RODRIGUEZ J, GAL | .900 |
| - | De Jesus Campusano, CAT | .900 |
| - | Diarte Nieto Urbez, ARA | .900 |
| 9. | Di Muni Blanco Jon, CYL | .889 |

ON BASE PCT (min 2.4 PA/G)

| | | |
|----|-------------------------|------|
| 1. | Vargas Rivera Jass, ARA | .875 |
| 2. | HECHAVARRIA HERNAN, MAD | .800 |
| 3. | Fernandez Pena Mig, CAT | .769 |
| 4. | Alvarado Rios Andr, NAV | .733 |
| - | Reenock Torres Luc, VAL | .733 |
| 6. | Bustamante Mendoza, CYL | .714 |
| - | Herrero Pastor Gon, VAL | .714 |
| 8. | De Jesus Campusano, CAT | .667 |
| 9. | 3 Tied at | .643 |

RUNS

| | | |
|----|-------------------------|----|
| 1. | De Jesus Campusano, CAT | 10 |
| 2. | CASTILLO CELIE Adr, MAD | 8 |
| - | Diarte Nieto Urbez, ARA | 8 |
| - | HECHAVARRIA HERNAN, MAD | 8 |
| 5. | Lucas Turczyn Dani, VAL | 7 |
| - | Reenock Torres Luc, VAL | 7 |
| - | Vargas Rivera Jass, ARA | 7 |
| 8. | 5 Tied at | 6 |

HITS

| | | |
|----|-------------------------|---|
| 1. | Vargas Rivera Jass, ARA | 9 |
| 2. | Reenock Torres Luc, VAL | 7 |
| - | Torres Martin Adri, NAV | 7 |
| 4. | Bustamante Mendoza, CYL | 6 |
| - | Fernandez Pena Mig, CAT | 6 |
| - | HECHAVARRIA HERNAN, MAD | 6 |
| - | Lucas Turczyn Dani, VAL | 6 |
| 8. | 8 Tied at | 5 |

RBI

| | | |
|-----|-------------------------|---|
| 1. | AMUNDARAY DE SOUSA, MAD | 7 |
| - | Blanco Vielma Seba, MAD | 7 |
| - | Fernandez Pena Mig, CAT | 7 |
| - | HECHAVARRIA HERNAN, MAD | 7 |
| 5. | ALVARADO ADRIAN, VAL | 6 |
| - | Castillo Aponte Lu, VAL | 6 |
| - | FLORENTINO MENDEZ, CAT | 6 |
| 8. | Lucas Turczyn Dani, VAL | 5 |
| - | Reenock Torres Luc, VAL | 5 |
| 10. | 6 Tied at | 4 |

DOUBLES

| | | |
|----|-------------------------|---|
| 1. | Fernandez Pena Mig, CAT | 3 |
| - | Vargas Rivera Jass, ARA | 3 |
| 3. | AMUNDARAY DE SOUSA, MAD | 2 |
| - | De Jesus Campusano, CAT | 2 |
| - | Molina Cornieles C, GAL | 2 |
| - | Sanchez Gutierrez, VAL | 2 |
| 7. | 14 Tied at | 1 |

TRIPLES

| | | |
|----|-------------------------|---|
| 1. | Blanco Vielma Seba, MAD | 2 |
| - | COLINA RODRIGUEZ J, GAL | 2 |
| - | Di Muni Blanco Jon, CYL | 2 |
| - | HECHAVARRIA HERNAN, MAD | 2 |
| 5. | 12 Tied at | 1 |

HOMERUNS

| | | |
|----|-------------------------|---|
| 1. | Blanco Vielma Seba, MAD | 1 |
| - | Bustamante Mendoza, CYL | 1 |
| - | Diarte Nieto Urbez, ARA | 1 |
| - | HECHAVARRIA HERNAN, MAD | 1 |

TOTAL BASES

| | | |
|----|-------------------------|----|
| 1. | HECHAVARRIA HERNAN, MAD | 13 |
| 2. | Bustamante Mendoza, CYL | 12 |
| - | Vargas Rivera Jass, ARA | 12 |
| 4. | Blanco Vielma Seba, MAD | 11 |
| - | Fernandez Pena Mig, CAT | 11 |
| 6. | COLINA RODRIGUEZ J, GAL | 9 |
| - | De Jesus Campusano, CAT | 9 |
| - | Diarte Nieto Urbez, ARA | 9 |
| 9. | 1 Tied at | 8 |

WALKS

| | | |
|----|-------------------------|---|
| 1. | Alvarado Rios Andr, NAV | 8 |
| 2. | Osechas Gouveia Jo, VAL | 7 |
| 3. | Rodriguez Valdes D, ANA | 6 |
| 4. | 6 Tied at | 5 |

HIT BY PITCH

| | | |
|----|-------------------------|---|
| 1. | Giron Williams Dan, NAV | 3 |
| 2. | Diarte Nieto Urbez, ARA | 2 |
| - | HECHAVARRIA HERNAN, MAD | 2 |
| 4. | 17 Tied at | 1 |

SACRIFICE HITS

| | | |
|----|-------------------------|---|
| 1. | AMUNDARAY DE SOUSA, MAD | 1 |
| - | Blanco Vielma Seba, MAD | 1 |
| - | Cerradelo Monrobel, CAT | 1 |
| - | Chirinos Trompiz M, MAD | 1 |
| - | GERALDINE NUNES JH, CYL | 1 |
| - | Suero Rodriguez Fe, CAT | 1 |

SACRIFICE FLY

| | | |
|----|-------------------------|---|
| 1. | CABRERA FREITES Iv, MAD | 2 |
| - | Romero Ferraro Axe, VAL | 2 |
| 3. | Corredera Moreno N, ARA | 1 |
| - | FLORENTINO MENDEZ, CAT | 1 |
| - | Guerra Paredes Ric, CAT | 1 |
| - | Lucas Turczyn Dani, VAL | 1 |
| - | Macias Rabout Emil, CAT | 1 |
| - | Molina Eabala Jose, GAL | 1 |
| - | Osechas Gouveia Jo, VAL | 1 |

STOLEN BASES

| | | |
|----|-------------------------|---|
| 1. | CASTILLO CELIE Adr, MAD | 7 |
| 2. | Alvarado Rios Andr, NAV | 4 |
| - | Lorenzo Felix Andr, AST | 4 |
| - | Osechas Gouveia Jo, VAL | 4 |
| - | PARRA MILAN Javier, CYL | 4 |
| 6. | 9 Tied at | 3 |

PLATE APPEARANCES

| | | |
|----|-------------------------|----|
| 1. | ALVAREZ ARMAS Mois, NAV | 16 |
| - | Vargas Rivera Jass, ARA | 16 |
| 3. | Alvarado Rios Andr, NAV | 15 |
| - | Alvarez Rodriguez, MAD | 15 |
| - | De Jesus Campusano, CAT | 15 |
| - | Diarte Nieto Urbez, ARA | 15 |
| - | HECHAVARRIA HERNAN, MAD | 15 |
| - | Reenock Torres Luc, VAL | 15 |
| 9. | 11 Tied at | 14 |

AT BATS

| | | |
|----|-------------------------|----|
| 1. | ALVAREZ ARMAS Mois, NAV | 13 |
| - | Carballido Placer, GAL | 13 |
| 3. | Alvarez Rodriguez, MAD | 12 |
| - | ALVES DA COSTA NAV, CYL | 12 |
| - | AMUNDARAY DE SOUSA, MAD | 12 |
| - | Corredera Moreno N, ARA | 12 |
| - | Molina Cornieles C, GAL | 12 |
| - | Torres Martin Adri, NAV | 12 |
| 9. | 6 Tied at | 11 |

CAUGHT STEALING

| | | |
|----|-------------------------|---|
| 1. | Alvarado Rios Andr, NAV | 1 |
| - | AMUNDARAY DE SOUSA, MAD | 1 |
| - | Chirinos Trompiz M, MAD | 1 |
| - | Consejo Martin Mar, ARA | 1 |
| - | Herrero Pastor Gon, VAL | 1 |
| - | Lago Saborido Xavi, GAL | 1 |
| - | Suero Rodriguez Fe, CAT | 1 |

STRIKEOUTS

| | | |
|----|-------------------------|---|
| 1. | COLINA LABRADOR SA, AST | 6 |
| 2. | Diarte Nieto Urbez, ARA | 5 |
| - | GONZALVO MARRERO Y, VAL | 5 |
| - | Gutierrez Puente H, AST | 5 |
| 5. | 7 Tied at | 4 |

STRIKEOUTS LOOKING

| | | |
|----|-------------------------|---|
| 1. | Gutierrez Puente H, AST | 4 |
| 2. | 10 Tied at | 2 |

GDP

| | | |
|----|--------------------------|---|
| 1. | Alvarez Rodriguez, MAD | 1 |
| - | ALVES DA COSTA NAV, CYL | 1 |
| - | Colmanter Lugo Yad, NAV | 1 |
| - | Giron Williams Dan, NAV | 1 |
| - | Lago Saborido Xavi, GAL | 1 |
| - | Ramos Gil Sophia G, AST | 1 |
| - | RODRIGUEZ DOMINGUEZ, AST | 1 |
| - | Se Serrano Aaron, CAT | 1 |





Colegio Nacional de Anotadores



Pitching Leaders

EARNED RUN AVG (min 1.0 IP/G)

| | |
|----------------------------|------|
| 1. Marchena Fernandez, CAT | 0.00 |
| 2. GONZALVO MARRERO Y, VAL | 0.78 |
| 3. CABRERA FREITES Iv, MAD | 1.17 |
| 4. Diarte Nieto Urbez, ARA | 1.24 |
| 5. Asurmendi Vazquez, NAV | 3.00 |
| - Martinez Gomez Ini, NAV | 3.00 |
| 7. Visus Chueca Nicol, ARA | 3.15 |
| 8. Cerradelo Monrobel, CAT | 3.50 |
| 9. 1 Tied at | 5.25 |

OPPOSING AVG (min 1.0 IP/G)

| | |
|----------------------------|------|
| 1. Bello Bastida Salv, VAL | .091 |
| 2. GONZALVO MARRERO Y, VAL | .129 |
| 3. Asurmendi Vazquez, NAV | .133 |
| 4. Diarte Nieto Urbez, ARA | .190 |
| 5. Martinez Gomez Ini, NAV | .231 |
| 6. Bustamante Mendoza, CYL | .250 |
| - Marchena Fernandez, CAT | .250 |
| 8. CABRERA FREITES Iv, MAD | .273 |
| 9. Chirinos Trompiz M, MAD | .300 |
| 10. 2 Tied at | .333 |

INNINGS PITCHED

| | |
|----------------------------|-----|
| 1. GONZALVO MARRERO Y, VAL | 9.0 |
| 2. Martinez Gomez Ini, NAV | 7.0 |
| - Rocca Sandra Fray, ARA | 7.0 |
| 4. Visus Chueca Nicol, ARA | 6.2 |
| 5. CABRERA FREITES Iv, MAD | 6.0 |
| 6. Chirinos Trompiz M, MAD | 5.2 |
| - Diarte Nieto Urbez, ARA | 5.2 |
| 8. Bustamante Mendoza, CYL | 5.1 |
| 9. Asurmendi Vazquez, NAV | 4.2 |
| 10. 4 Tied at | 4.0 |

STRIKEOUTS

| | |
|----------------------------|----|
| 1. GONZALVO MARRERO Y, VAL | 38 |
| 2. Martinez Gomez Ini, NAV | 14 |
| 3. Diarte Nieto Urbez, ARA | 10 |
| 4. Bello Bastida Salv, VAL | 8 |
| 5. Cruz Aguirre Nayit, VAL | 6 |
| - Lago Saborido Xavi, GAL | 6 |
| - Lucas Turczyn Dani, VAL | 6 |
| 8. 5 Tied at | 5 |

WINS

| | |
|----------------------------|---|
| 1. Cruz Aguirre Nayit, VAL | 2 |
| - GONZALVO MARRERO Y, VAL | 2 |
| 3. 12 Tied at | 1 |

SAVES

| | |
|----------------------------|---|
| 1. Altamar Caicedo Vi, MAD | 1 |
| - Guerra Paredes Ric, CAT | 1 |
| - Linarez Mendoza Ca, GAL | 1 |
| - ROCCA SANDREA Fray, ARA | 1 |

GAMES

| | |
|---------------|---|
| 1. 16 Tied at | 2 |
|---------------|---|

GAMES STARTED

| | |
|----------------------------|---|
| 1. Chirinos Trompiz M, MAD | 2 |
| - Diarte Nieto Urbez, ARA | 2 |
| - Lorenzo Feliz Andr, AST | 2 |
| - Martinez Gomez Ini, NAV | 2 |
| 5. 24 Tied at | 1 |

COMPLETE GAMES

| | |
|-------------------------|---|
| Martinez Gomez Ini, NAV | 1 |
|-------------------------|---|

SHUTOUTS

| | |
|-------------------------|---|
| Martinez Gomez Ini, NAV | 1 |
|-------------------------|---|

SACRIFICE HITS AGAINST

| | |
|---------------------------|---|
| 1. ACAS AZCONA Anets, NAV | 1 |
| - Bello Bastida Salv, VAL | 1 |
| - Blanco Vielma Seba, MAD | 1 |
| - Bustamante Mendoza, CYL | 1 |
| - CABRERA FREITES Iv, MAD | 1 |
| - Guerra Paredes Ric, CAT | 1 |

SACRIFICE FLIES AGAINST

| | |
|---------------|---|
| 1. 11 Tied at | 1 |
|---------------|---|

LOSSES

| | |
|----------------------------|---|
| 1. Lorenzo Feliz Andr, AST | 2 |
| 2. 14 Tied at | 1 |

WILD PITCHES

| | |
|----------------------------|----|
| 1. COLINA LABRADOR SA, AST | 10 |
| 2. Gutierrez Puente H, AST | 7 |
| - Lorenzo Feliz Andr, AST | 7 |
| 4. Fernandez Gonzalez, AST | 6 |
| - Ramos Gil Sopia G, AST | 6 |
| 6. Andrade Conte Salv, GAL | 5 |
| - Lucas Turczyn Dani, VAL | 5 |
| 8. Bustamante Mendoza, CYL | 4 |
| - Consejo Martin Mar, ARA | 4 |
| 10. 9 Tied at | 3 |

BALBS

| | |
|----------------------------|---|
| 1. BEAUJON ARJONA Nic, MAD | 2 |
| - Bustamante Mendoza, CYL | 2 |
| - Lorenzo Feliz Andr, AST | 2 |
| 4. 10 Tied at | 1 |

HIT BY PITCH

| | |
|----------------------------|---|
| 1. Andrade Conte Salv, GAL | 2 |
| - Herrero Pastor Gon, VAL | 2 |
| - Lorenzo Feliz Andr, AST | 2 |
| 4. 18 Tied at | 1 |

INTENTIONAL WALKS

| | |
|----------------------------|---|
| 1. Alvarado Rios Andr, NAV | 1 |
| - Bustamante Mendoza, CYL | 1 |
| - CABRERA FREITES Iv, MAD | 1 |
| - CASTILLO CELIZ Adr, MAD | 1 |
| - Rocca Sandra Fray, ARA | 1 |

HITS ALLOWED

| | |
|----------------------------|----|
| 1. Visus Chueca Nicol, ARA | 12 |
| 2. Fernandez Gonzalez, AST | 10 |
| - Rocca Sandra Fray, ARA | 10 |
| 4. CHACON LOPEZ OLIVE, GAL | 8 |
| - Ramos Gil Sopia G, AST | 8 |
| - RONDON ARAQUE SANT, CYL | 8 |
| 7. JORDAN SANCHEZ ALE, AST | 7 |
| - Lorenzo Feliz Andr, AST | 7 |
| 9. 7 Tied at | 6 |

RUNS ALLOWED

| | |
|----------------------------|----|
| 1. Lorenzo Feliz Andr, AST | 18 |
| 2. COLINA LABRADOR SA, AST | 12 |
| - Fernandez Gonzalez, AST | 12 |
| 4. Gutierrez Puente H, AST | 11 |
| - Visus Chueca Nicol, ARA | 11 |
| 6. Iban Molina Aitor, AST | 10 |
| - Ramos Gil Sopia G, AST | 10 |
| 8. Chirinos Trompiz M, MAD | 9 |
| - JORDAN SANCHEZ ALE, AST | 9 |
| 10. 2 Tied at | 8 |

EARNED RUNS (min 1.0 IP/G)

| | |
|----------------------------|---|
| 1. Marchena Fernandez, CAT | 0 |
| 2. CABRERA FREITES Iv, MAD | 1 |
| - Diarte Nieto Urbez, ARA | 1 |
| - GONZALVO MARRERO Y, VAL | 1 |
| 5. Asurmendi Vazquez, NAV | 2 |
| - Cerradelo Monrobel, CAT | 2 |
| 7. 3 Tied at | 3 |

WALKS ALLOWED (min 1.0 IP/G)

| | |
|----------------------------|---|
| 1. Cerradelo Monrobel, CAT | 1 |
| - Marchena Fernandez, CAT | 1 |
| - Torres Martin Adri, NAV | 1 |
| 4. Asurmendi Vazquez, NAV | 2 |
| 5. Martinez Gomez Ini, NAV | 3 |
| 6. Bello Bastida Salv, VAL | 4 |
| - Diarte Nieto Urbez, ARA | 4 |
| - GONZALVO MARRERO Y, VAL | 4 |
| - Visus Chueca Nicol, ARA | 4 |





Fielding Leaders

PUTOUTS

| | | |
|-----|-------------------------|----|
| 1. | HECHAVARRIA HERNAN, MAD | 29 |
| 2. | Molina Sabala Jose, GAL | 23 |
| 3. | Herrero Pastor Gon, VAL | 20 |
| 4. | Sierra Solano Sant, ARA | 19 |
| 5. | Martinez Gomez Ini, NAV | 17 |
| - | Rodriguez Valdes D, ARA | 17 |
| 7. | Fernandez Pena Mig, CAT | 16 |
| 8. | Colmener Lugo Yad, NAV | 15 |
| 9. | CABRERA FREITES Iv, MAD | 13 |
| 10. | 3 Tied at | 12 |

ASSISTS

| | | |
|-----|--------------------------|----|
| 1. | Diarte Nieto Urbez, ARA | 12 |
| 2. | Molina Cornieles C, GAL | 10 |
| 3. | CASTILLO CELIX Adr, MAD | 9 |
| 4. | Alvarado Rios Andr, NAV | 8 |
| - | Rojas Buitrago San, CYL | 8 |
| 6. | CABRERA FREITES Iv, MAD | 7 |
| 7. | ALVAREZ ARMAS Moiss, NAV | 6 |
| - | Cerradelo Monrobel, CAT | 6 |
| - | Vargas Rivera Jass, ARA | 6 |
| 10. | 5 Tied at | 5 |

ERRORS

| | | |
|-----|--------------------------|---|
| 1. | COLINA RODRIGUEZ J, GAL | 6 |
| - | Lorenzo Felix Andr, AST | 6 |
| 3. | Lopez Celleri Jona, AST | 5 |
| 4. | Rocca Sandra Fray, ARA | 4 |
| 5. | ALVAREZ ARMAS Moiss, NAV | 3 |
| - | Alvarez Rodriguez, MAD | 3 |
| - | Gutierrez Puente H, AST | 3 |
| - | Iban Molina Aitor, AST | 3 |
| - | Vargas Rivera Jass, ARA | 3 |
| 10. | 5 Tied at | 2 |

CAUGHT STEALING

| | | |
|----|-------------------------|---|
| 1. | CABRERA FREITES Iv, MAD | 2 |
| - | Herrero Pastor Gon, VAL | 2 |
| 3. | Colmener Lugo Yad, NAV | 1 |
| - | Fernandez Pena Mig, CAT | 1 |
| - | Sierra Solano Sant, ARA | 1 |
| - | Yoldi Usechi Tomas, NAV | 1 |



Overall Team Statistics

| TEAM | AVG | G | AB | R | H | 2B | 3B | HR | RBI | TB | SLG% | BB | HP | SO | GDP | OB% | SP | SH | SB-ATT |
|----------------------|-------------|-----------|------------|------------|------------|-----------|-----------|----------|------------|------------|-------------|------------|-----------|------------|----------|-------------|-----------|----------|---------------|
| Comunitat Valenciana | .427 | 4 | 82 | 60 | 35 | 4 | 1 | 0 | 43 | 41 | .500 | 49 | 3 | 18 | 0 | .630 | 4 | 0 | 18-19 |
| Federación Catalana | .383 | 4 | 107 | 48 | 41 | 10 | 4 | 0 | 32 | 59 | .551 | 31 | 2 | 13 | 1 | .517 | 3 | 2 | 9-10 |
| Selección Madrileña | .324 | 4 | 105 | 45 | 34 | 4 | 5 | 2 | 29 | 54 | .514 | 22 | 4 | 26 | 1 | .451 | 2 | 3 | 21-23 |
| Castilla y León | .304 | 4 | 79 | 37 | 24 | 2 | 5 | 1 | 14 | 39 | .494 | 36 | 2 | 21 | 1 | .530 | 0 | 1 | 16-16 |
| Aragón | .284 | 4 | 95 | 29 | 27 | 4 | 1 | 1 | 19 | 36 | .379 | 27 | 4 | 31 | 0 | .457 | 1 | 0 | 6-7 |
| Federación Gallega | .281 | 4 | 82 | 14 | 23 | 2 | 3 | 0 | 9 | 31 | .378 | 14 | 1 | 18 | 1 | .388 | 1 | 0 | 4-5 |
| Selección Navarra | .237 | 4 | 93 | 32 | 22 | 2 | 0 | 0 | 21 | 24 | .258 | 36 | 6 | 16 | 2 | .474 | 0 | 0 | 18-19 |
| Federación Asturiana | .118 | 4 | 51 | 15 | 6 | 0 | 1 | 0 | 6 | 8 | .157 | 24 | 2 | 34 | 2 | .416 | 0 | 0 | 6-6 |
| TOTALS | .305 | 16 | 694 | 280 | 212 | 28 | 20 | 4 | 173 | 292 | .421 | 239 | 24 | 177 | 8 | .491 | 11 | 6 | 98-105 |

| TEAM | ERA | W-L | SV | IP | GS | CG | SHO | H | R | ER | BB | SO | 2B | 3B | HR | AB | B/Avg | WP | HP | BKIBB | SHA | SFA | |
|----------------------|-------------|--------------|----------|--------------|-----------|----------|----------|------------|------------|------------|------------|------------|-----------|-----------|----------|------------|-------------|------------|-----------|-----------|----------|----------|-----------|
| Comunitat Valenciana | 3.50 | 4-0 | 0 | 22.0 | 4 | 0 | 0 | 8 | 14 | 11 | 22 | 44 | 0 | 2 | 0 | 71 | .113 | 14 | 3 | 0 | 0 | 1 | 0 |
| Federación Catalana | 3.64 | 4-0 | 1 | 25.0 | 4 | 0 | 0 | 26 | 18 | 13 | 21 | 22 | 3 | 2 | 0 | 98 | .265 | 8 | 2 | 1 | 0 | 1 | 2 |
| Selección Madrileña | 4.96 | 2-2 | 1 | 24.0 | 4 | 0 | 0 | 21 | 27 | 17 | 32 | 24 | 8 | 0 | 0 | 86 | .244 | 5 | 1 | 3 | 2 | 2 | 3 |
| Selección Navarra | 6.51 | 1-3 | 0 | 23.2 | 4 | 1 | 1 | 30 | 29 | 22 | 21 | 24 | 4 | 5 | 1 | 95 | .316 | 11 | 1 | 0 | 1 | 1 | 2 |
| Aragón | 6.68 | 2-2 | 1 | 22.0 | 4 | 0 | 0 | 32 | 35 | 21 | 24 | 19 | 6 | 2 | 0 | 100 | .320 | 12 | 3 | 2 | 1 | 0 | 1 |
| Federación Gallega | 10.50 | 1-3 | 1 | 19.1 | 4 | 0 | 0 | 30 | 40 | 29 | 30 | 24 | 3 | 2 | 0 | 95 | .316 | 19 | 5 | 4 | 0 | 0 | 0 |
| Castilla y León | 12.76 | 2-2 | 0 | 17.0 | 4 | 0 | 0 | 24 | 34 | 31 | 34 | 13 | 1 | 3 | 0 | 67 | .358 | 8 | 3 | 3 | 1 | 1 | 2 |
| Federación Asturiana | 42.00 | 0-4 | 0 | 10.1 | 4 | 0 | 0 | 41 | 83 | 62 | 55 | 7 | 3 | 4 | 3 | 82 | .500 | 41 | 6 | 3 | 0 | 0 | 1 |
| TOTALS | 8.83 | 16-16 | 4 | 163.1 | 32 | 1 | 1 | 212 | 280 | 206 | 239 | 177 | 28 | 20 | 4 | 694 | .305 | 118 | 24 | 16 | 5 | 6 | 11 |

| TEAM | C | PO | A | E | DP | FLD% | CSB | SBA | SBA% | CI | PB |
|----------------------|------------|------------|------------|-----------|-----------|-------------|----------|-----------|-------------|----------|-----------|
| Comunitat Valenciana | 84 | 66 | 15 | 3 | 2 | .964 | 2 | 12 | .857 | 0 | 1 |
| Federación Catalana | 105 | 75 | 25 | 5 | 1 | .952 | 1 | 7 | .875 | 0 | 0 |
| Selección Madrileña | 110 | 72 | 29 | 9 | 3 | .918 | 2 | 11 | .846 | 0 | 0 |
| Castilla y León | 78 | 51 | 21 | 6 | 5 | .923 | 0 | 11 | 1.000 | 0 | 1 |
| Aragón | 107 | 66 | 29 | 12 | 2 | .888 | 1 | 12 | .923 | 0 | 3 |
| Federación Gallega | 91 | 58 | 21 | 12 | 1 | .868 | 0 | 19 | 1.000 | 0 | 6 |
| Selección Navarra | 105 | 71 | 26 | 8 | 2 | .924 | 2 | 9 | .818 | 0 | 0 |
| Federación Asturiana | 66 | 31 | 10 | 25 | 0 | .621 | 0 | 17 | 1.000 | 0 | 4 |
| TOTALS | 746 | 490 | 176 | 80 | 16 | .893 | 8 | 98 | .925 | 0 | 15 |





Abreviaturas

| HITTING | FIELDING |
|---|--|
| 2B Doubles | A Assists |
| 3B Triples | C Chances |
| AB At bats | CI Catcher's interference |
| AVG Batting average | CSB Caught stealing by (pitcher and catcher) |
| BB Base on balls | DPs Double plays participated in |
| GPD Grounded into double plays | E Errors |
| GP / GS Games played / Games started | FLD% Fielding percentage |
| H Base hits | PB Passed balls (catcher) |
| HBP Hit by pitch | PO Putouts |
| HR Home runs | SBA Stolen bases allowed (pitcher and catcher) |
| IBB Intentional base on balls | SBA% Stolen bases against percentage (pitcher and catcher) |
| OB% On base percentage | |
| R Runs scored | |
| RBI Runs batted in | |
| SB / ATT Stolen bases / Stolen bases attempts | |
| SF Sacrifice flies | |
| SH Sacrifice hits | |
| SLG% Slugging percentage | |
| SO Strikeouts | |
| TB Total bases | |
| PITCHING | ANALYSIS STATISTICS |
| 2B Doubles allowed | vs Left Avg against left-handed pitchers |
| 3B Triples allowed | vs Right Avg against right-handed pitchers |
| AB At bats | rch by leadoff Avg when leading off an inning |
| APP / GS Appearances / Game starts | with 2 outs Avg when batting with 2 outs |
| B/Avg Opponent batting average | w/runners on Avg when batting with runners on base |
| BB Base on balls allowed | w/bases empty Avg when batting with bases empty |
| BF Batters faced | RBI ops Avg when batting with runners on 2nd or 3rd base |
| IBB Intentional base on balls allowed | Gnd out Number of ground outs (includes SACs, but not errors) |
| BK Balk | Fly out Number of fly outs (includes SFs, but not errors) |
| CG Complete games | Fly / Gnd Fly outs to ground outs ratio |
| ER Earned runs allowed | pinch hitting Avg as pinch hitter |
| ERA Earned run average | with runners in scoring pos Avg when batting with runners in scoring positions |
| FO Fly outs | w/rnr on 3rd and LT 2 outs Avg when batting with runner on third base and less than 2 outs |
| GO Ground outs | with 2 outs Avg when batting with 2 outs |
| H Hits allowed | 2 out rbi Runs batted in with 2 outs |
| HBP Hit by pitch | success advancing rnr Success advancing runners |
| HR Home runs allowed | #rnr adv w/out Number of times batter made an out and advanced at least 1 runner |
| IP Innings played | rnr lob Number of runners left on base by last batter of inning |
| R Runs allowed | rch err Reach first base on error |
| SFA Sacrifice flies allowed | rch fc Reach first base on fielder's choice |
| SHA Sacrifice hits allowed | kl Strikeouts look |
| SHO/CHO Shutouts / Combination shutouts | |
| SO Strikeouts | |
| SV Saves | |
| W/L Wins/Losses | |
| WP Wild pitches | |